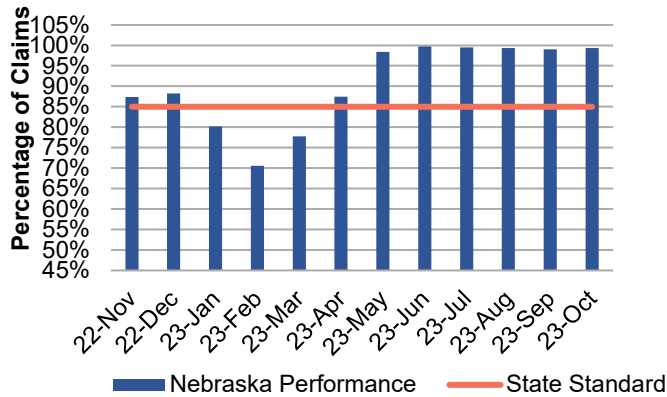


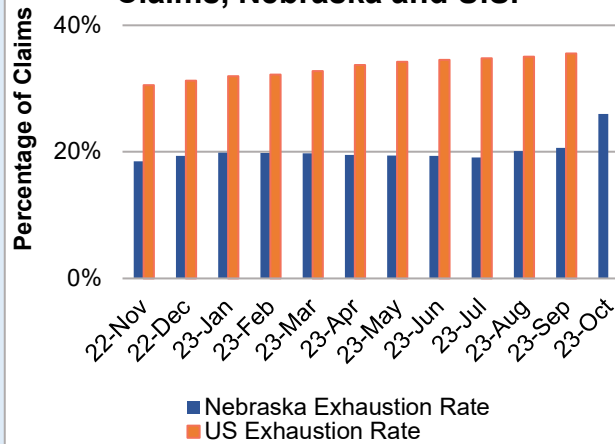
# Department of Labor – Monthly Report

## October 2023

### Unemployment Insurance Eligibility Determination (21 Days)



### Exhaustion Rate of Unemployment Insurance Claims, Nebraska and U.S.



### Labor Force Participation Rates (Age 16 & older)

	Nebraska	Nat'l Avg.	Nebraska Ranking
22-Oct	69.6%	62.2%	1st
22-Nov	69.6%	62.2%	1st
22-Dec	69.5%	62.3%	1st
23-Jan	69.5%	62.4%	1st
23-Feb	69.5%	62.5%	1st
23-Mar	69.5%	62.6%	1st
23-Apr	69.5%	62.6%	2nd
23-May	69.5%	62.6%	2nd
23-Jun	69.5%	62.6%	3rd
23-Jul	69.4%	62.6%	3rd
23-Aug	69.2%	62.8%	3rd
23-Sep	69.2%	62.8%	3rd

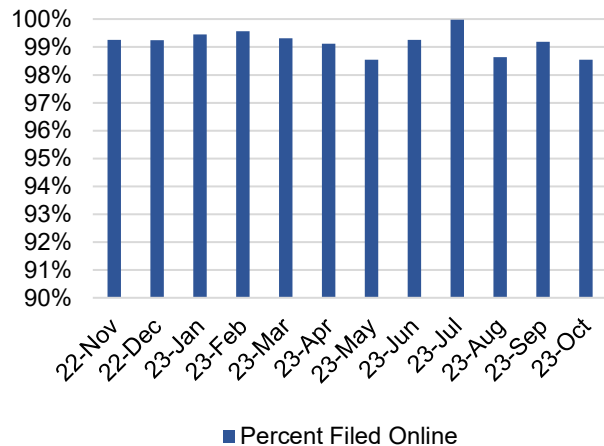
Source: Bureau of Labor Statistics, Local Area Unemployment Statistics, Data Seasonally Adjusted.

### Labor Force Participation Five-Year Average, 2015 - 2019 (Age 16 - 64)

Nebraska	81.30%
United States	74.45%

Source: US Census Bureau, American Community Survey Five Year Estimate

### Online Filing of Initial Claims



### Average Duration of Unemployment Insurance Claims (weeks), Nebraska and U.S.

