

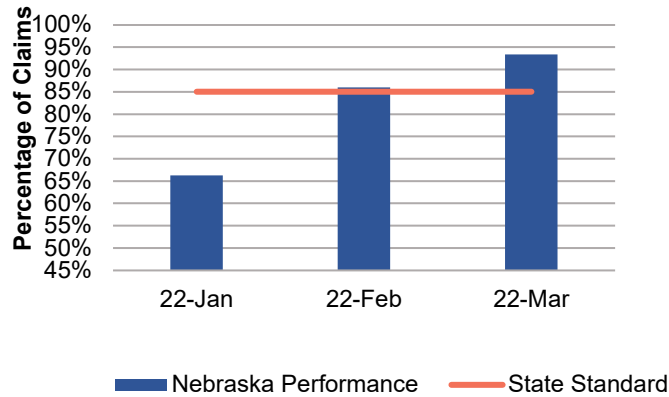


Department of Labor – Monthly Report

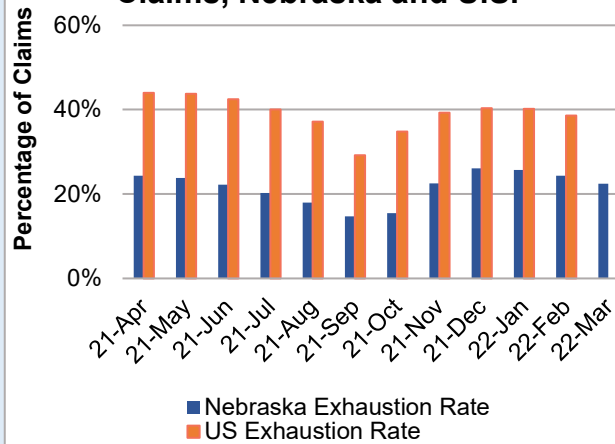
March 2022



Unemployment Insurance Eligibility Determination (21 Days)



Exhaustion Rate of Unemployment Insurance Claims, Nebraska and U.S.



Labor Force Participation Rates (Age 16 & older)

	Nebraska	Nat'l Avg.	Nebraska Ranking
21-Mar	69.2%	61.5%	1st
21-Apr	69.3%	61.7%	1st
21-May	69.4%	61.6%	1st
21-Jun	69.5%	61.6%	1st
21-Jul	69.5%	61.7%	1st
21-Aug	69.6%	61.7%	1st
21-Sep	69.7%	61.7%	1st
21-Oct	69.7%	61.7%	1st
21-Nov	69.7%	61.9%	1st
21-Dec	69.7%	61.9%	1st
22-Jan	69.7%	62.2%	1st
22-Feb	69.8%	62.3%	1st

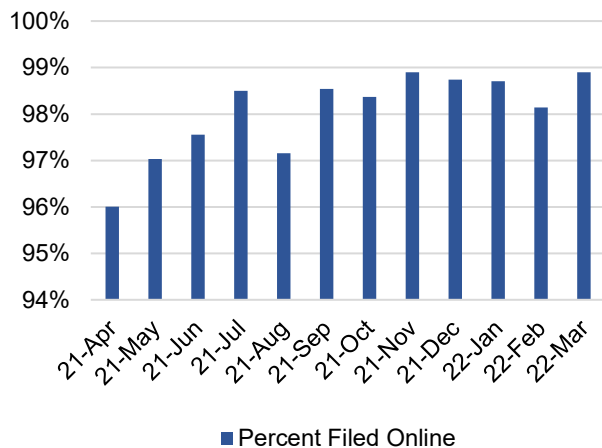
Source: Bureau of Labor Statistics, Local Area Unemployment Statistics, Data Seasonally Adjusted.

Labor Force Participation Five-Year Average, 2015 - 2019 (Age 16 - 64)

Nebraska	81.30%
United States	74.45%

Source: US Census Bureau, American Community Survey Five Year Estimate

Online Filing of Initial Claims



Average Duration of Unemployment Insurance Claims (weeks), Nebraska and U.S.

