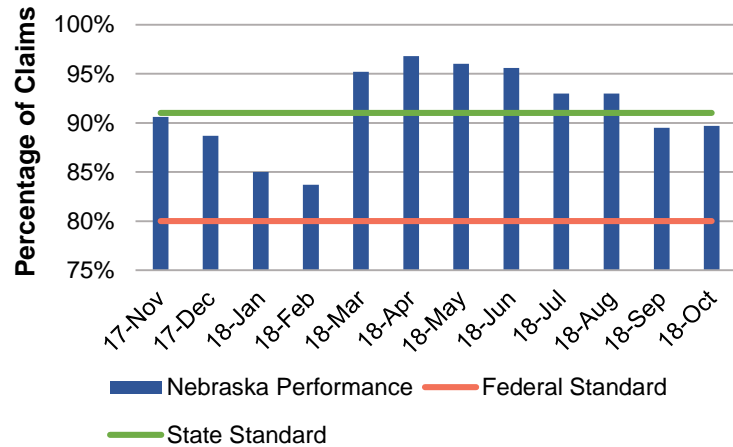




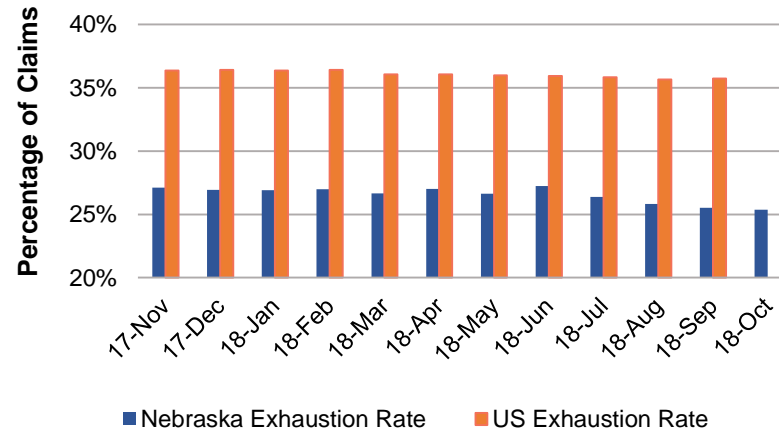
# Department of Labor – Monthly Report (October 2018)



## Unemployment Insurance Eligibility Determination (21 Days)



## Exhaustion Rate of Unemployment Insurance Claims, Nebraska and U.S.



## Labor Force Participation Rates

(Age 16 & older)

|        | Nebraska | Nat'l Avg. | Nebraska Ranking |
|--------|----------|------------|------------------|
| 18-Sep | 68.7%    | 62.7%      | 6                |
| 18-Aug | 68.6%    | 62.7%      | 8                |
| 18-Jul | 68.7%    | 62.7%      | 8                |
| 18-Jun | 68.7%    | 62.9%      | 8                |
| 18-May | 68.7%    | 62.7%      | 8                |
| 18-Apr | 68.6%    | 62.8%      | 8                |
| 18-Mar | 68.6%    | 62.9%      | 7                |
| 18-Feb | 68.5%    | 63.0%      | 7                |
| 18-Jan | 68.5%    | 62.7%      | 6                |
| 17-Dec | 68.7%    | 62.7%      | 7                |
| 17-Nov | 68.8%    | 62.7%      | 7                |
| 17-Oct | 68.8%    | 62.7%      | 6                |

Source: Bureau of Labor Statistics, Local Area Unemployment Statistics, Data Seasonally Adjusted.

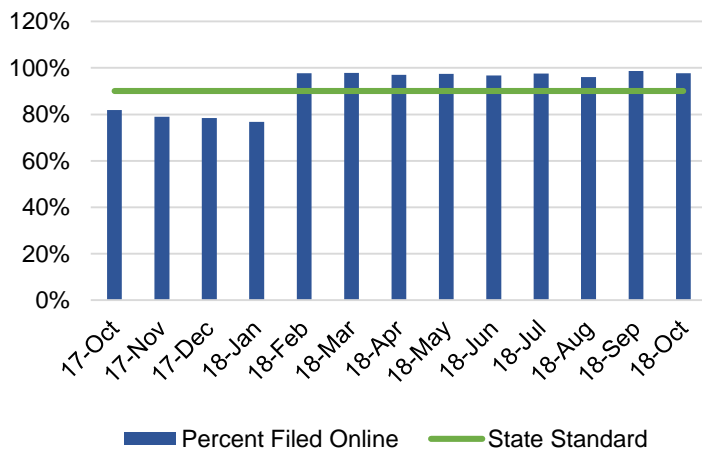
## Labor Force Participation Five-Year Average, 2012 - 2016

(Age 16 - 64)

|               |       |
|---------------|-------|
| Nebraska      | 81.0% |
| United States | 73.9% |

Source: US Census Bureau, American Community Survey Five Year Estimate

## Online Filing of Initial Claims



## Average Duration of Unemployment Insurance Claims (weeks), Nebraska and U.S.

