

NEBRASKA WORKFORCE TRENDS

SEPTEMBER 2022 ISSUE | NEBRASKA DEPARTMENT OF LABOR

Image by lightfieldstudios from 123rf



Inside this issue

Occupation Profile:
Protective Services

LMI Program Spotlight: Quarterly Census
of Employment & Wages (QCEW)

**Economic
Indicators**

Contents

3

Occupation Profile: Protective Services

10

LMI Program Spotlight: Quarterly Census of Employment & Wages (QCEW)

12

Economic Indicators

Credits

Research Analysts

Nancy Arroyo-Petri
Kermit Spade

Graphic Designer

Hillary Lee

Editors

Rachel Eckloff
Grace Johnson

Research Supervisor

Brandon Jones

Research Administrator

Scott Hunzeker

July Openings & Expansions

Kermit Spade, Research Analyst

Business Category	Business Name	Location
Construction, Mining, & Utilities	John Henry's Plumbing (Expansion)	Lincoln
	Midwest Master Finishes (Opening)	Columbus
Finance, Insurance, Real Estate, & Rental/Leasing	Antelope Towers (Opening)	Lincoln
	Cruise & Associates (Expansion)	Columbus
Food Services	4th Street Sweets (Opening)	Norfolk
	Fusion Ranch Jerky (Expansion)	Scottsbluff
	Lisa Mae's Southern Kitchen & Lounge (Opening)	Lincoln
	The Broken Mug (Expansion)	Columbus
Health Care & Social Assistance	Counseling and Enrichment Center (Expansion)	Norfolk
	Food Bank of Lincoln (Expansion)	Lincoln
Other Services	Firestone Complete Auto Care (Opening)	Lincoln
	Tommy's Car Wash (Opening)	Lincoln
Wholesale & Retail Trade	Brown's Shoe Fit (Expansion)	Beatrice
	J&S Blooming Co. (Opening)	Scottsbluff
	W.W. Galore (Expansion)	Wayne

Source: Nebraska Department of Labor

Openings and expansions listed are a sampling of activity reported for that month. Some activity may have occurred outside the month. If you have an opening or expansion to report, contact us at LMI_NE@nebraska.gov.

Occupation Profile: Protective Services

Brandon Jones, Research Supervisor

Protective services occupations help serve Nebraskans in a variety of ways. Workers in these occupations respond to emergencies, perform criminal investigations, enforce safety rules and regulations, and more. In total this group includes 22 specific occupations, including firefighters, police officers, correctional officers, and security guards.

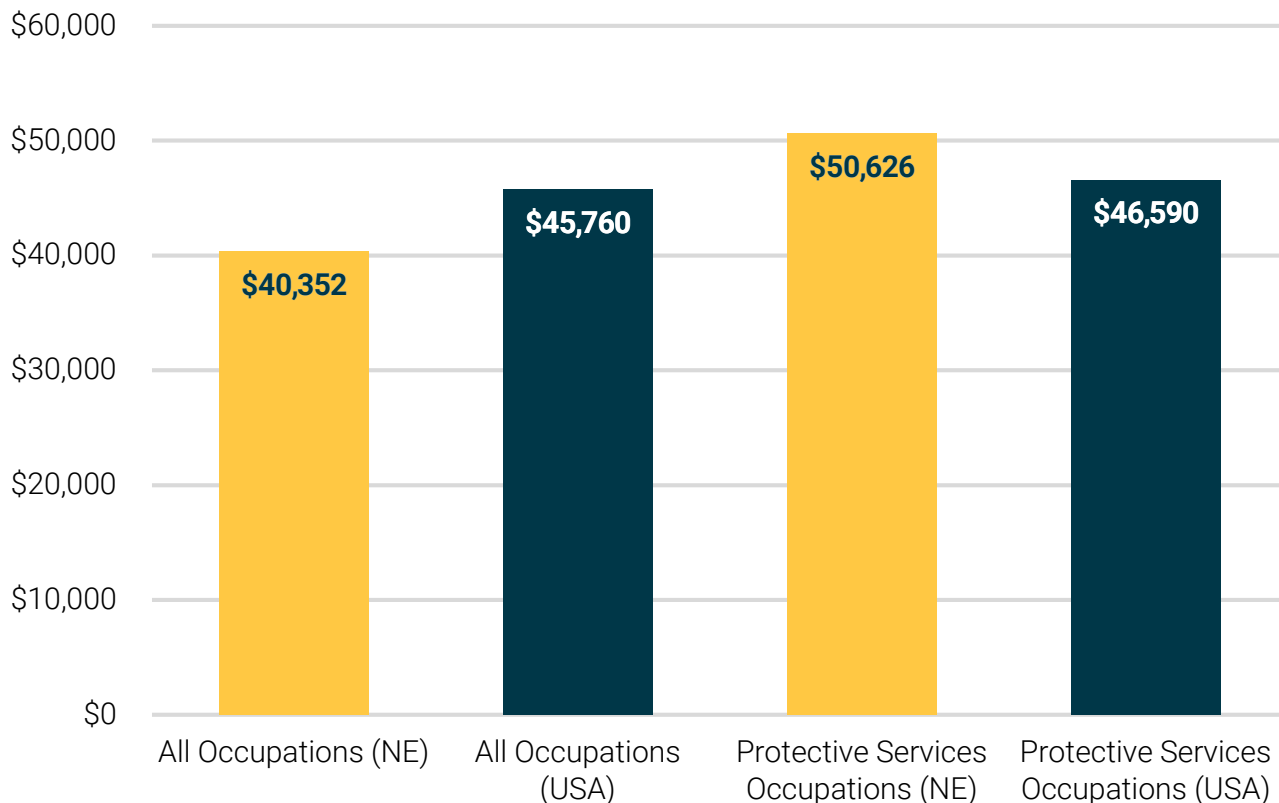
According to the 2020-2030 projections data, Nebraska had an estimated employment of 15,220 in these occupations in 2020, or an estimated 1.4% of employment in all the occupations in the state (1,098,952). (1)

Wages

The median annual wage for the protective service group was \$50,626 in the first quarter of 2022, which is above the median annual wage for all occupations in the state (\$40,352). The entry wage for the protective service occupations was \$31,268 and an experienced wage was \$65,933 according to the Nebraska Department of Labor Occupational Employment and Wage statistics program (OEWS). (2)

Nationally, these occupations are projected to grow 8% from 2020 to 2030. This equates to 286,400 new jobs and a percentage growth close to the average of all occupations. Protective service occupations had a national median annual wage of \$46,590 in May 2021, which was a touch higher than the median annual wage for all occupations (\$45,760) and \$4,036 less than the median wage in Nebraska for that occupation group. (3)

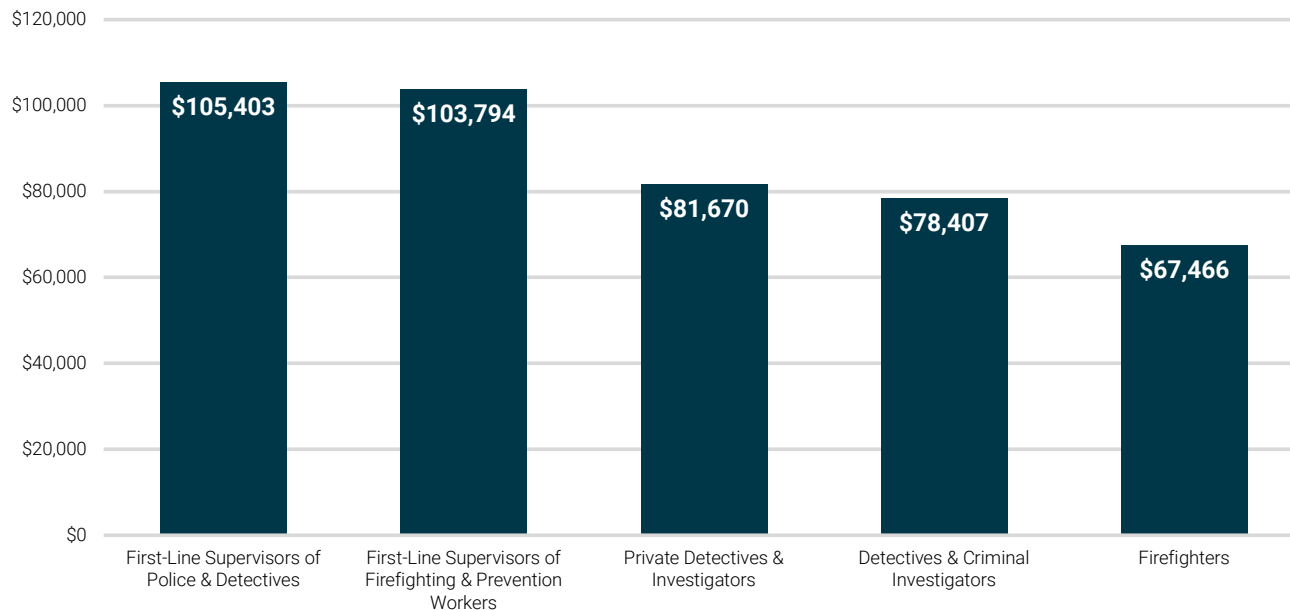
Nebraska vs Nationwide Median Wages, May 2021



Sources: Nebraska Department of Labor. Occupational Employment and Wage Statistics (OEWS). Q1 2022. <https://networks.nebraska.gov>.

Most of the occupations, 13 of 22, had a higher median wage than the average of all occupations in the state. The top five median wages from this group were first-line supervisors of police and detectives (\$105,403), first-line supervisors of firefighting and prevention workers (\$103,794), private detectives and investigators (\$81,670), detectives and criminal investigators (\$78,407), and firefighters (\$67,466). (2)

Protective Service Occupations with Highest Median Annual Wages in Nebraska, Q1 2022



Source: Nebraska Department of Labor. Occupational Employment and Wage Statistics (OEWS). Q1 2022. <https://neworks.nebraska.gov>.

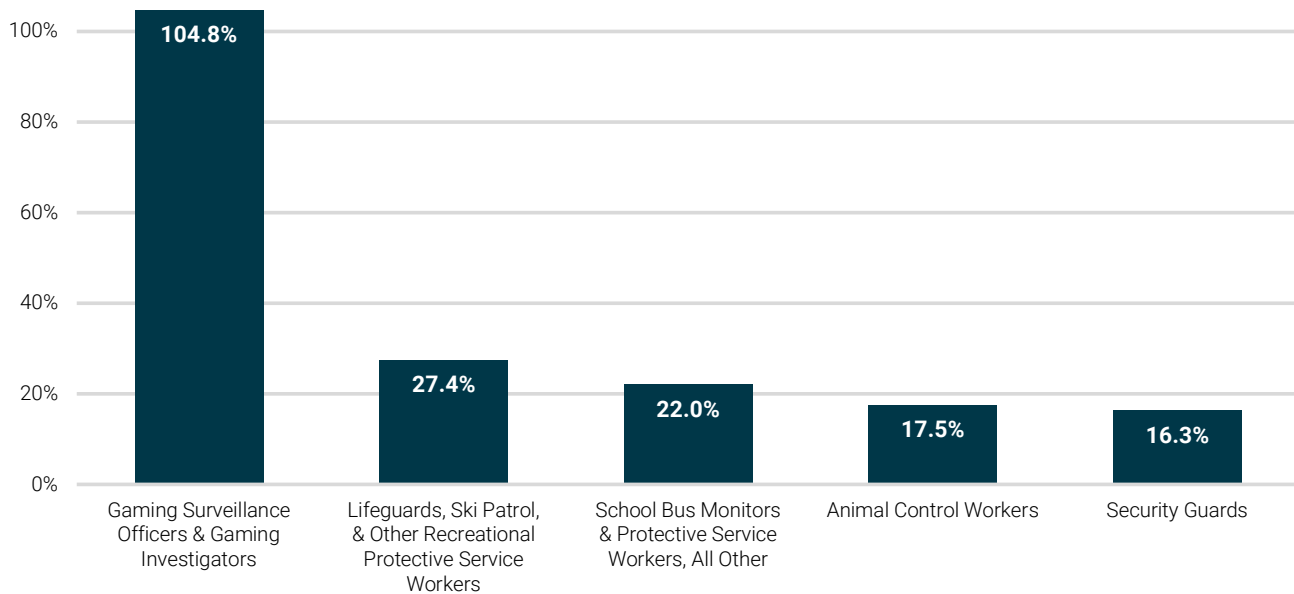
The three lowest median wage occupations were lifeguards, skip patrol, and other recreational protective services workers (\$23,787), gambling surveillance officers and gambling investigators (\$24,509), and school bus monitors (\$27,538). The gambling surveillance officers and investigators occupations is expected to grow (more on that later) in Nebraska since casinos are allowed to operate now. This will be not only be a jump in employment, but there will be better wage data on this group coming from the casino industry. (2)

2020-2030 Projections

Total employment in the protective service occupations is projected to grow by 9.3% from 2020-2030. This is faster than the projected growth of the total of all occupations (8.1%). The growth in Nebraska for this group also is larger than the same occupation group for the nation (8.0%). The largest percent change over that time period is expected to be gaming surveillance officers and gaming investigators at 104.8%, or 44 employees. With the expected opening of several casinos, this growth could exceed projections. (1)

The next four occupations by largest percent change from 2020-2030 are lifeguard, ski patrol, and other recreational protective service workers (27.4%), school bus monitors and protective service workers, all other (22.0%), animal control workers (17.5%), and security guards (16.3%).

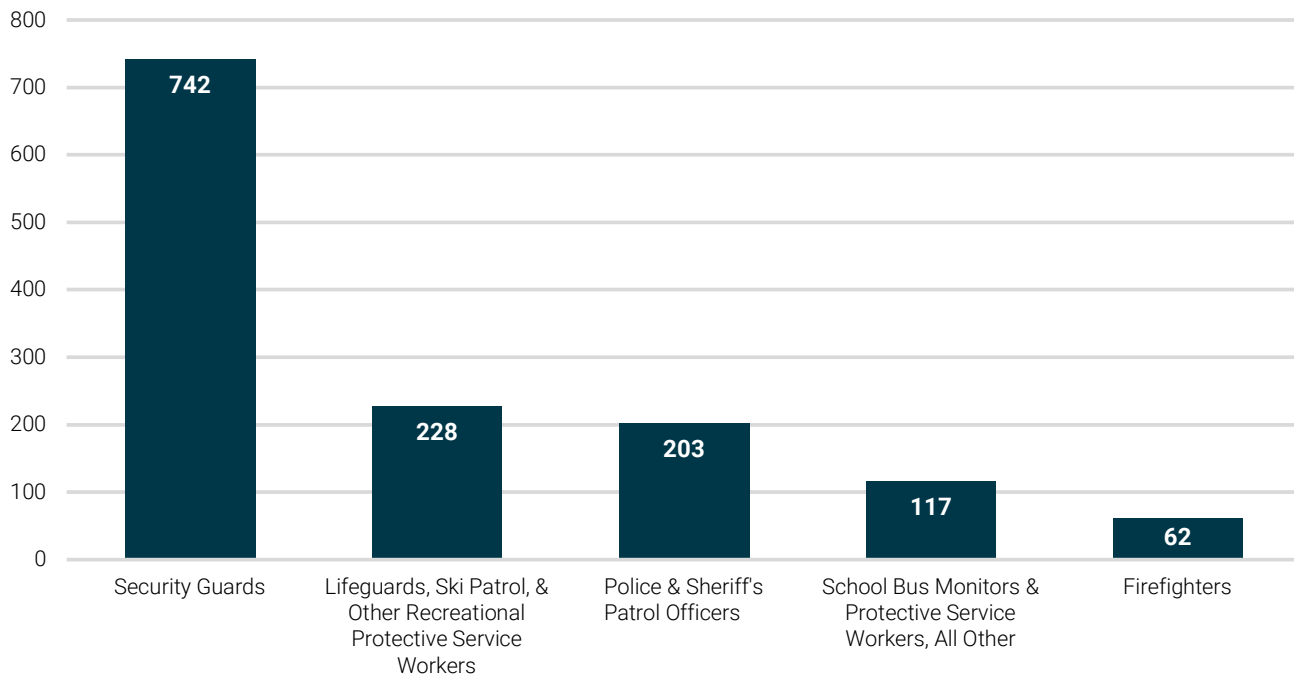
Protective Service Occupations with Highest Projected Employment Growth by Percent Change, 2020 - 2030



Source: Nebraska Department of Labor. 2020-2030 Long-Term Occupational Projections. July 8, 2022.

The top five protective service occupations by numeric change have a couple of the same occupations that had the highest percentage change. Police officers and firefighters replace gaming and surveillance officers and animal control workers in the top five. Security guards are projected to grow the most with 742 new jobs followed by, lifeguards, ski patrol, and other recreational protective service workers (228), Police and sheriff's patrol officers (203), school bus monitors and protective service workers, all other (117), and firefighters (62). (1)

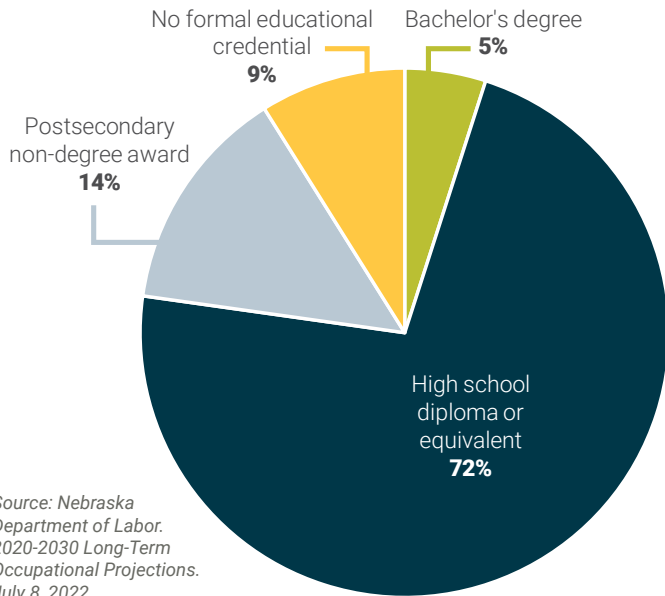
Protective Service Occupations with Highest Projected Employment Growth by Numeric Change, 2020 - 2030



Source: Nebraska Department of Labor. 2020-2030 Long-Term Occupational Projections. July 8, 2022.

On the other end of the spectrum numerically and by percentage change from 2020-2030, correctional officers and jailers are projected to drop by 134 employees, or -5.2%. That occupation is followed by first-line supervisors of correctional officers, and bailiffs to round out the bottom three occupations by either measurement of growth. They are expected to drop by 5 and 1 employees respectively. (1)

Educational Requirements for Protective Service Occupations



Source: Nebraska Department of Labor. 2020-2030 Long-Term Occupational Projections. July 8, 2022.

Education, Work Experience, and on-the-Job Training Requirements

Out of the 22 occupations in the protective service group, 16 required a high school diploma or equivalent. Two of the job titles, lifeguards, ski patrol, and other recreational protective service workers; and crossing guards, needed no formal educational credential. Fish and game wardens required a bachelor's degree while firefighters, first-line supervisors of firefighting and prevention workers, and fire inspectors and investigators required a postsecondary non-degree award. (1)

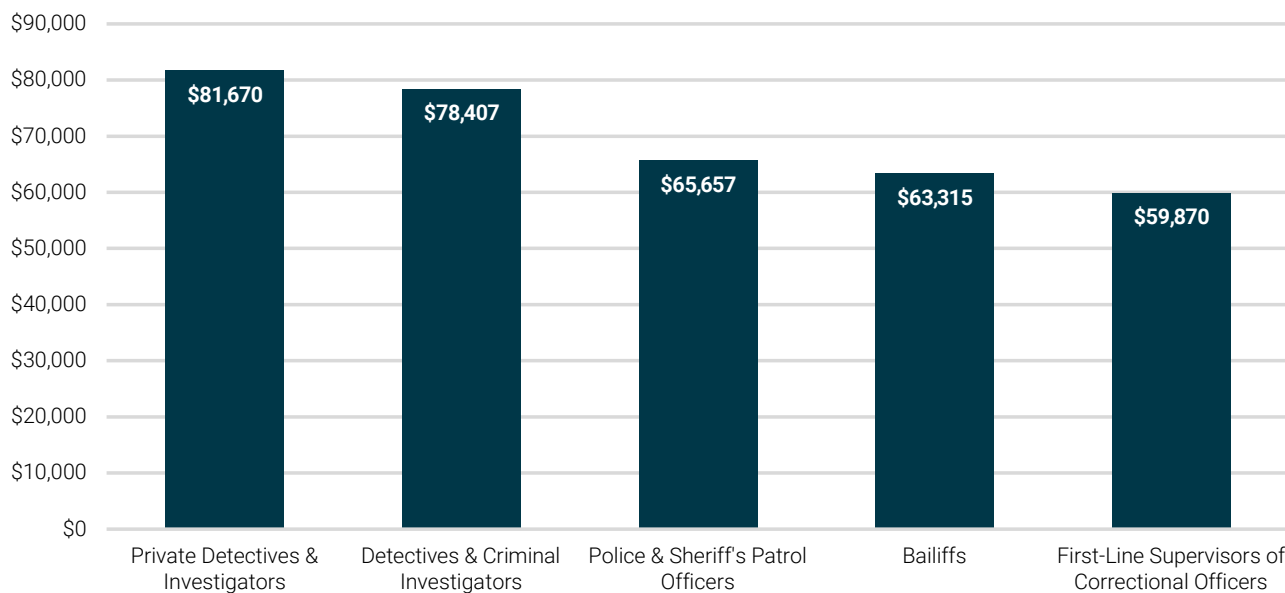
More than half, 13, of the occupations required no work experience. Another eight required less than 5 years and one occupation, fire inspectors and investigators, required five years or more. Most of the occupations required moderate to short on-the-job training. Firefighters required long-term on the job training, meaning they required the most continuing training out of the protective service occupations. (1)



Image by Sean Locke Photography from Shutterstock

A little more than half of the occupations in protective service group made more than the median wage for all occupations according to OEWS data from the first quarter of 2022. For many of these occupations, workers don't need additional education beyond high school to get started. The chart below shows the top annual median wages for occupations that require a high school diploma or equivalent. The occupations on this list paid between \$19,518 and \$41,318 more than median annual wage for all occupations in the state (\$40,352). (1) (2)

Highest Median Annual Wages in Nebraska for Protective Service Occupations with Education Requirement of High School Diploma or Equivalent, Q1 2022



Source: Nebraska Department of Labor. Occupational Employment and Wage Statistics (OEWS). Q1 2022. <https://networks.nebraska.gov>.

Final Word

Protective service occupations in Nebraska are projected to grow faster than all occupations in general in the state, and are expected to outpace national growth in these occupations as well. Median wages for these occupations varied quite a bit, but overall, workers in this occupation group made over \$10,000 more than the median annual wage statewide for all occupations and \$4,036 more than the national median wage for protective service occupations.

Workers in these occupations can find good-paying jobs with possible upward growth without having a college degree. Many of these occupations have low education and work experience requirements to get your foot in the door, and many take advantage of on-the-job training for building employee's skills specific to their job.

There are many occupations in protective services that help society. This group, that has the duty to help protect and keep the public safe, is a small group compared with all other occupations, but few are considered as useful in a time of need. Judging from the projections and the current wages, Nebraska can expect to see this group flourishing in the future.

Sources:

1. Nebraska Department of Labor. 2020-2030 Long-Term Occupational Projections. [Online] July 8, 2022. <https://networks.nebraska.gov/vosnet/gsipub/documentView.aspx?enc=EV+mnVfK6qRWnoXwN+RfXg=->.
2. Occupational Employment and Wage Statistics (OEWS). [Online] Q1 2022. <https://networks.nebraska.gov>.
3. U.S. Bureau of Labor Statistics. Occupational Outlook Handbook. [Online] 2022. <https://www.bls.gov/ooh/>.

Image by antonprado from 123rf

What They Do:

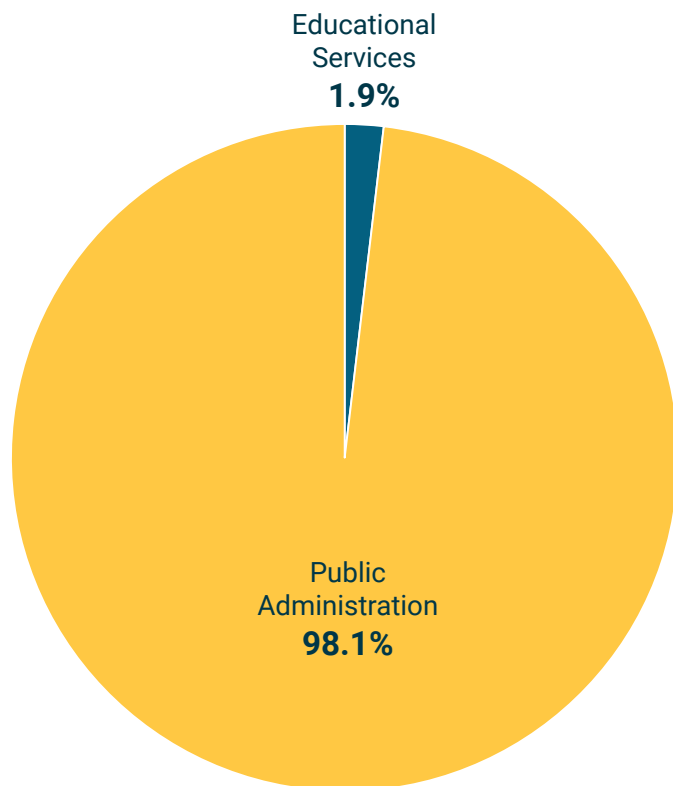
Police and Sheriff's Patrol Officers, Firefighters
 Nancy Arroyo-Petri, Research Analyst

Police and Sheriff's Patrol Officers

Police and sheriff's patrol officers "maintain order and protect life and property by enforcing local, tribal, state, or federal laws and ordinances. Perform a combination of the following duties: patrol a specific area; direct traffic; issue traffic summonses; investigate accidents; apprehend and arrest suspects or serve legal processes of courts." (1)

There were an estimated 3,730 police and sheriff's patrol officers working in Nebraska as of May 2021 data. Their median annual wage was \$66,825 in the second quarter of 2022. (2)

Nebraska Industry of Employment for Police & Sheriff's Patrol Officers, May 2021*



Source: Nebraska Department of Labor, Occupational Employment and Wage Statistics (OEWS). Q2 2022. networks.nebraska.gov.

*Publishable data only.

Duties:

According to the U.S. Bureau of Labor Statistics (BLS), typical duties for police and sheriff's patrol officers include (3):

- Responding to emergency and nonemergency calls;
- patrolling assigned areas, observing people and activities;
- conducting traffic stops and issuing citations;
- searching restricted-access databases for vehicle or other records and warrants;
- obtaining and serving warrants for arrests, searches, and other purposes;
- arresting people suspected of committing crimes;
- collecting and securing evidence from crime scenes;
- observing the activities of suspects;
- writing detailed reports and filling out forms;
- preparing cases for legal proceedings and testifying in court.

Firefighters

Firefighters “control and extinguish fires or respond to emergency situations where life, property, or the environment is at risk.” They are typically responsible for “fire prevention, emergency medical service, hazardous material response, search and rescue, and disaster assistance.” (1)

There were an estimated 1,050 firefighters working in Nebraska as of May 2021 data. Their median annual wage in Nebraska was \$68,667 in the second quarter of 2022. (2)

Duties:

According to the U.S. Bureau of Labor Statistics (BLS), typical duties for firefighters include (3):

- Responding to emergencies;
- driving firetrucks and other emergency vehicles;
- putting out fires using water hoses, fire extinguishers, and water pumps;
- finding and rescuing occupants of burning buildings or other emergency situations;
- treating sick or injured people;
- preparing written reports about emergency incidents;
- cleaning and maintaining equipment;
- conducting and participating in drills related to rescue tactics, equipment use, and treatment of victims in emergency medical situations.

Sources:

1. U.S. Department of Labor, Employment and Training Administration. Occupational Information Network (O*NET). Firefighters, EMTs and Paramedics, Police and Sheriff's Patrol Officers. [Online] 2022. <https://www.onetonline.org>.
2. Nebraska Department of Labor. Occupational Employment and Wage Statistics. [Online] Q2 2022. [neworks.nebraska.gov](https://www.nebraska.gov).
3. U.S. Bureau of Labor Statistics. Occupational Outlook Handbook. Firefighters, EMTs and Paramedics, Police and Sheriff's Patrol Officers. [Online] 2022. <https://www.bls.gov/ooh>.

Image by chanwity from 123rf



LMI Program Spotlight:

Quarterly Census of Employment & Wages (QCEW)

Free Nebraska employment and wage data aggregated by industry and location, from county to state level, are available from the Nebraska Department of Labor's Quarterly Census of Employment and Wages program (QCEW) via [NEworks.nebraska.gov](https://neworks.nebraska.gov).

The QCEW program is a collaborative effort between the Bureau of Labor Statistics (BLS) and state workforce agencies. The data is derived from the administrative records of unemployment insurance-covered businesses.

QCEW publishes a quarterly count of employment and wages reported by employers covering more than 95% of U.S. jobs, available at the county, MSA, state and national levels by industry." Data is published about five months after a given quarter ends.

In Nebraska, the Department of Labor's Office of Labor Market Information has a team who collect, edit, and publish Nebraska's QCEW data for multiple state-specific areas while protecting information on individual businesses. If you find local workforce values listed as "confidential," it is because a combination of data sources could expose employment and wage data for individual establishments if they were revealed. When data is suppressed, you will need to go to the next higher geography or industry level to see the values compiled in a way that protects sensitive business records.

To get started, determine what workforce facts you are seeking. QCEW data on NEworks includes the number of business establishments, monthly employment, average quarterly employment, total quarterly wages, and average weekly wages by industry for specified locations.

Here are some examples of questions you could answer with QCEW data:

- How many employees worked in the Construction of Buildings industry (subsector 236) in Adams, Dakota, and Lincoln counties in Nebraska in July 2020?
- How many Natural Resources and Mining businesses (Supersector 1011) operated in Sheridan County, Nebraska, in each of the last five years?
- What was the average percentage of workers in the "Food Services and Drinking Places" industry (subsector 722) in Metro versus Non-Metro areas of Nebraska for second quarter 2020?
- How many Gasoline Stations (subsector 447) were in the Southeast Economic Development Region in June 2020?
- What was the average weekly wage for Utilities (sector 22) employees in the Scottsbluff Micropolitan Statistical Area in 2009 and 2019?
- What is the ratio of government to private business establishments statewide for the most recently available quarter?
- Which of Nebraska's three Metropolitan Statistical Areas had the greatest increase in total employment from 2018 to 2019?

To locate Nebraska's QCEW data, go to [NEworks.nebraska.gov](https://neworks.nebraska.gov).

Then click Labor Market Analysis > Industry Employment & Wages.



Data Filters

In the top-left corner of the QCEW page, you will see the word “Filter.” Click on the triangle to the left of the word to open a series of search boxes. You can set parameters for the geography, industry, time period, and ownership type.

Geography Selections

For geography, determine what location(s) you want to consider. Select one or more of these options:

- State
- County
- Workforce Investment Area
- Metro Statistical Area (2013 Def.)
- Micro Statistical Area (2013 Def.)
- Metro/Non-Metro Area (2013 Def.)
- Economic Development Region (2013 Def.)

Quarterly Census of Employment and Wages (QCEW)

▼ Filter ▼

State: Nebraska

Geography Type: State

Area Name: Statewide

Select Areas By Map

Select Industry Level: Sector (2 digit)

Select Industry Groups: 21 items selected

Select Industry Code(s): 21 items selected

▼ Refine Results

Find: Type to search table...

More Info	Area	Time Period	Indu
+	Nebraska	Q1 2022	Total Indu
+	Nebraska	Q1 2022	Agric, Fore, Fishi, Hunt
+	Nebraska	Q1 2022	Mini, Quar, and, Gas &
+	Nebraska	Q1 2022	Utilit
+	Nebraska	Q1	Cons

Keep in mind that you will want to refine your search to get results that are easy to read. You might select State and County or State and Workforce Investment Area, but generally you will only select one “Geography Type.”

If you select anything besides State, an “Area Name” box will open for you to select one, some, or all of the places in the selected geography type. If you select the geography type “County,” you can then choose any or all of Nebraska’s 93 counties. You can “Select All,” “Deselect All,” or click on each county you want to include. If you start typing the county name, it will pull up all possible matches.

Industry Selections

You can select the industry levels, groups, and codes which interest you. The options are based on the North American Industry Classification System (NAICS).

First, select the industry level. You may want to view total employment for all industries or specific industries at the Supersector, Sector (2-digit), or Subsector (3-digit) level. For some industries, the levels duplicate, while others break out into more detail. The Subsector is the most specific industry level of data published on NEworks. Industry data is available at the 6-digit level from BLS (although there are fewer geography options for state data).

Time Period Selections

First, determine if you want to view Annual or Quarterly data. To view monthly employment values, you will need to access data by the quarter. Then you will select the specific time period(s). For instance, you might choose Annual data and select every year back to 2001. You could select Quarterly data, specifically Q1 2019, Q2 2019, Q3 2019, and Q4 2019.

Ownership Type Selections

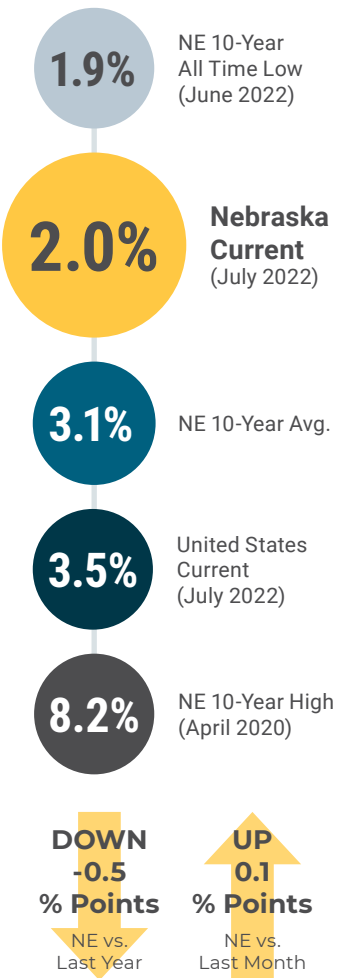
There are options to filter business ownership type. Select “Total” to get data that includes all ownership types, or select any combination of Private ownership, or Federal, State, or Local government ownership.

Economic Indicators

Kermit Spade, Research Analyst

Unemployment Rate

Seasonally Adjusted



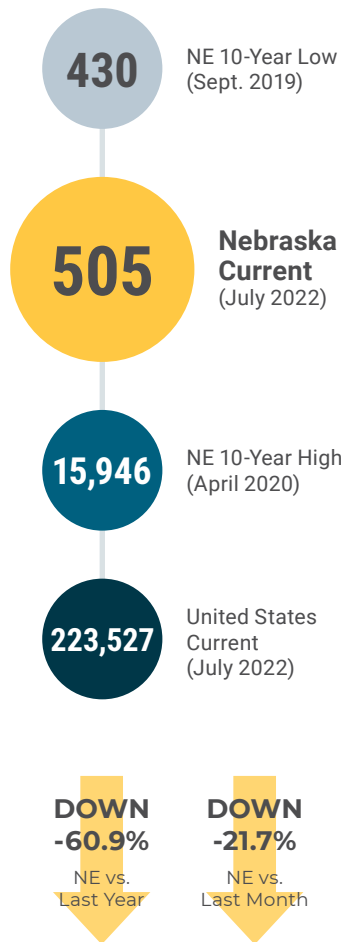
The unemployment rate represents the number of unemployed persons as a share of the labor force. Unemployed persons are those ages 16 years and older who had no work during the reference period, but who were available for and actively seeking work.

(For more on defining 'labor force,' see Labor Force Participation Rate.)²

NE- Nebraska Department of Labor. Local Area Unemployment Statistics (LAUS). Unemployment Rate (%). NEworks. <https://networks.nebraska.gov>.
U.S.- U.S. Bureau of Labor Statistics. Labor Force Statistics from the Current Population Survey. (Seas) Unemployment Rate. Series ID LNS14000000. <https://data.bls.gov/PDQWeb/ce>

Initial Unemployment Claims

Monthly Avg. Number of Claims per Week

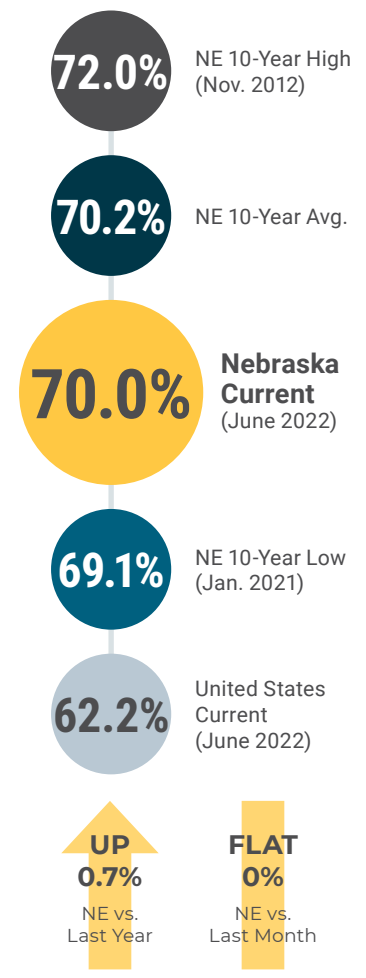


An initial claim is a request for determination of UI program eligibility filed by an unemployed individual following a separation from an employer. It can serve as an indicator of emerging labor market conditions in the area.¹

NE- U.S. Employment & Training Administration. Initial Claims in Nebraska (NEICLAIMS). Retrieved from Federal Reserve Bank of St. Louis. <https://fred.stlouisfed.org/series/NEICLAIMS>.
U.S.- U.S. Employment & Training Administration. Initial Claims (ICNSA). Retrieved from Federal Reserve Bank of St. Louis. <https://fred.stlouisfed.org/series/ICNSA>.

Labor Force Participation Rate

Seasonally Adjusted



The labor force participation rate measures the labor force (people working or looking for work) as a percentage of the total civilian, noninstitutionalized population, age 16 and over.³

NE- U.S. Bureau of Labor Statistics. Labor Force Participation Rate for Nebraska (LBSSA31). Retrieved from Federal Reserve Bank of St. Louis. <https://fred.stlouisfed.org/series/LBSSA31>.
U.S.- U.S. Bureau of Labor Statistics. Civilian Labor Force Participation Rate (CIVPART). Retrieved from Federal Reserve Bank of St. Louis. <https://fred.stlouisfed.org/series/CIVPART>.

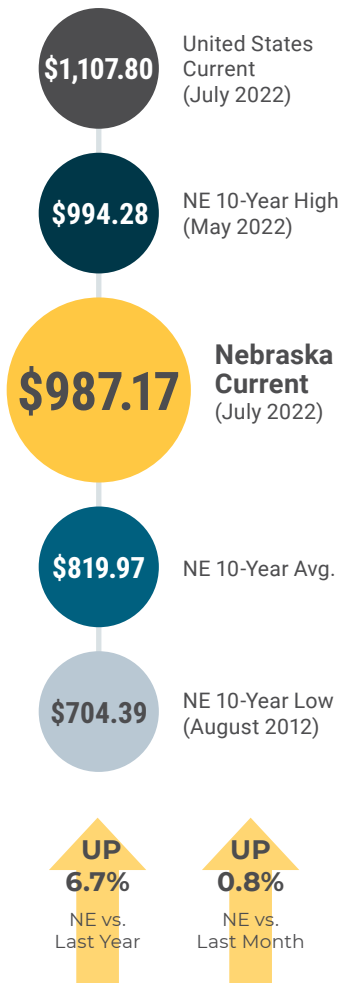
Data Sources: [Retrieved: August 2022.]

Economic Indicators

Kermit Spade, Research Analyst

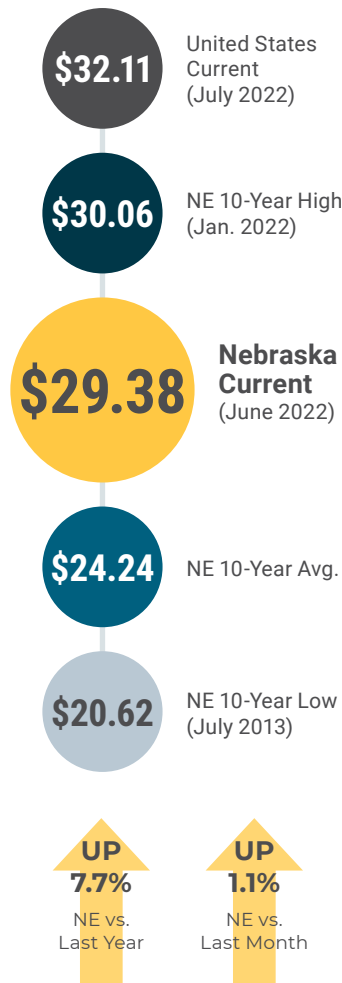
Avg. Weekly Earnings

All Private Employees
Not Seasonally Adjusted



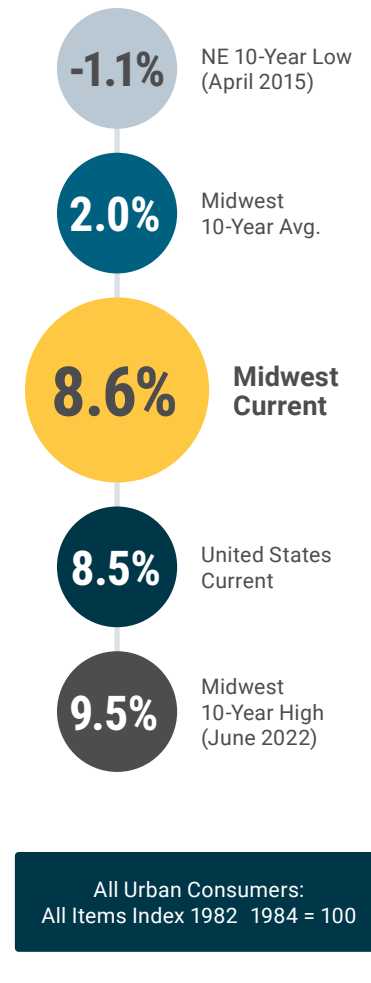
Avg. Hourly Earnings

All Private Employees
Not Seasonally Adjusted



Consumer Price Index

12-Month % Change
Not Seasonally Adjusted



All Urban Consumers:
All Items Index 1982 1984 = 100

Average weekly earnings represents the mean pay received by workers for services performed over the course of one week.⁴

NE- U.S. Bureau of Labor Statistics. State and Area Employment, Hours, & Earnings. Average Weekly Earnings of All Employees, In Dollars. Nebraska (Statewide): Total Private, Not Seasonally Adjusted. Series ID SMU31000000500000011.

<https://data.bls.gov/PDQWeb/sm>.

U.S.- U.S. Bureau of Labor Statistics. Employment, Hours, & Earnings from the Current Employment Statistics Survey (National). Average Weekly Earnings of All Employees: Total Private, Not Seasonally Adjusted. Series ID CES0500000011.

<https://data.bls.gov/PDQWeb/ce>.

Average hourly earnings represents the mean pay received by workers for services performed during one hour of work.⁵

NE- U.S. Bureau of Labor Statistics. State and Area Employment, Hours, & Earnings. Average Hourly Earnings of All Employees, In Dollars. Nebraska (Statewide): Total Private, Not Seasonally Adjusted. Series ID SMU31000000500000003.

<https://data.bls.gov/PDQWeb/sm>.

U.S.- U.S. Bureau of Labor Statistics. Employment, Hours, & Earnings from the Current Employment Statistics Survey (National). Average Hourly Earnings of All Employees: Total Private, Not Seasonally Adjusted. Series ID CEU0500000003.

<https://data.bls.gov/PDQWeb/ce>

The consumer price index (CPI) is a measure of the average change over time in the prices paid by consumers for goods and services. It is used to determine the real purchasing power of consumers' dollars, and as a measure of inflation.⁶

NE- U.S. Bureau of Labor Statistics. Consumer Price Index for All Urban Consumers: All Items in Midwest (CUUR0200SA0). Retrieved from Federal Reserve Bank of St. Louis.

<https://fred.stlouisfed.org/series/CUUR0200SA0#0>.

U.S.- U.S. Bureau of Labor Statistics. Consumer Price Index for All Urban Consumers: All Items (CPIAUCNS). Retrieved from Federal Reserve Bank of St. Louis.

<https://fred.stlouisfed.org/series/CPIAUCNS>.

Data Sources: [Retrieved: August 2022.]

1,029,051

Total Nonfarm Employment (filled jobs)
Not Seasonally Adjusted
for August 2022

Nonfarm employment, a count of filled jobs, was 1,029,051 in August, down 3,238 over the month and up 16,336 over the year. Private industries with the most growth month to month were financial activities (up 877), mining and construction (up 718), and information (up 385). Private industries with the most growth year to year were professional and business services (up 3,387), leisure and hospitality (up 3,162), and education and health services (up 3,142).

Data Source:

NE- Nebraska Department of Labor. Current Employment Statistics. NEworks. networks.nebraska.gov/ces.

51,390

Job count on NEworks as of
September 20, 2022

94,876

Total job count on NEworks for the
month of August 2022

This number reflects the number of job openings advertised online in Nebraska as of August 2022. It is de-duplicated for statistical analysis.

Data Source:

NE- Nebraska Department of Labor. Online advertised jobs data. NEworks. networks.nebraska.gov.

*Labor market information is updated continuously.
For the latest data, visit networks.nebraska.gov or contact us
at 800-876-1377 or email lmi_ne@nebraska.gov.*

Nebraska Workforce Trends is published by the Nebraska Department of Labor in cooperation with the U.S. Department of Labor, Bureau of Labor Statistics.

This workforce product was funded by a grant awarded by the U.S. Department of Labor's Employment and Training Administration. The product was created by the recipient and does not necessarily reflect the official position of the U.S. Department of Labor. The Department of Labor makes no guarantees, warranties, or assurances of any kind, express or implied, with respect to such information, including any information on linked sites and including, but not limited to, accuracy of the information or its completeness, timeliness, usefulness, adequacy, continued availability, or ownership. This product is copyrighted by the institution that created it. Internal use by an organization and/or personal use by an individual for non-commercial purposes is permissible. All other uses require the prior authorization of the copyright owner.

Helpful Links

[Labor Market Publications](#)

[Previous Issues](#)

NEworks.nebraska.gov



Equal Opportunity Employer/Program.
TDD: 1.800.833.7352

Auxiliary aids and services are available upon request to individuals with disabilities.

NEBRASKA DEPARTMENT OF LABOR