

# LABOR AREA SUMMARIES

October 2023

**NEBRASKA**  
DEPARTMENT OF LABOR

# LABOR AREA SUMMARY

October 2023

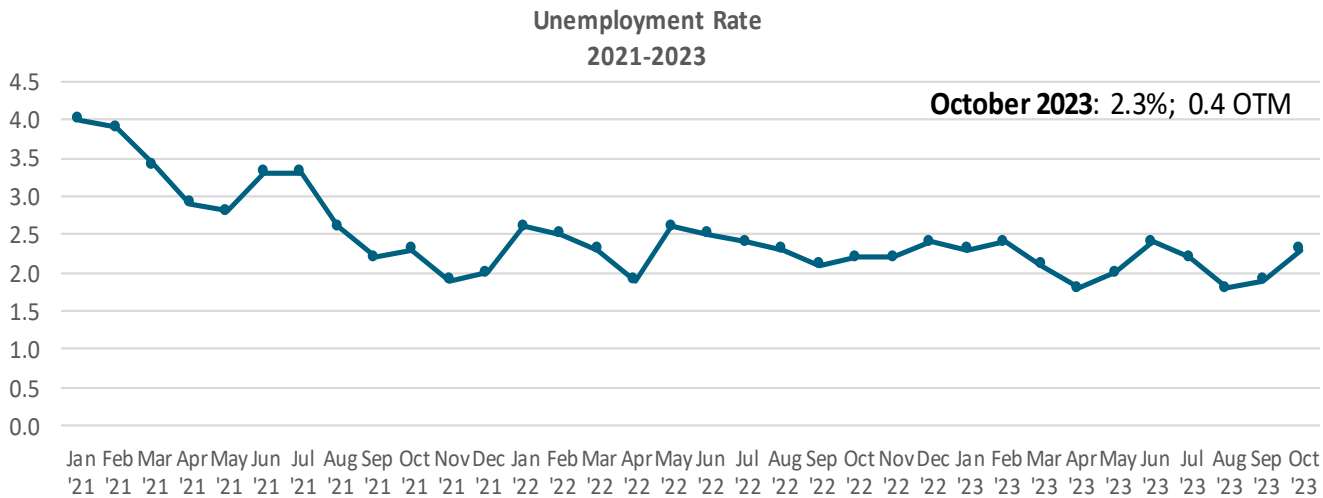
View historical data at [Neworks.nebraska.gov/laus](https://neworks.nebraska.gov/laus)



DEPARTMENT OF LABOR

## GRAND ISLAND MSA<sup>1</sup>

(NOT SEASONALLY ADJUSTED)



## LABOR FORCE DATA<sup>2</sup>

	Preliminary	Revised		Changes		% Change
	Oct-23	Sep-23	Oct-22 <sup>3</sup>	OTM <sup>4</sup>	OTY <sup>4</sup>	OTM
<b>Unemployment Rate</b>	2.3	1.9	2.2	0.4	0.1	—
<b>Labor Force</b>	45,373	45,422	45,321	-49	52	-0.1
<b>Unemployment</b>	1,029	884	1,009	145	20	16.4
<b>Employment</b>	44,344	44,538	44,312	-194	32	-0.4

## NON-FARM EMPLOYMENT<sup>5</sup>

BY PLACE OF WORK

<b>October Total Non-Farm</b>	<b>43,429</b>
OTM Change	196 (0.5%)
OTY Change	757 (1.8%)

<sup>1</sup> Grand Island MSA (Metropolitan Statistical Area) includes Hall, Hamilton, Howard & Merrick Counties in Nebraska

<sup>2</sup> Sources: Local Area Unemployment Statistics Program (LAUS), Nebraska Department of Labor; Bureau of Labor Statistics, US Department of Labor

<sup>3</sup> 2022 data have been benchmarked

<sup>4</sup> OTM: Over the Month OTY: Over the Year

<sup>5</sup> Sources: Current Employment Statistics Program (CES), Nebraska Department of Labor; Bureau of Labor Statistics, US Department of Labor

# LABOR AREA SUMMARY

October 2023

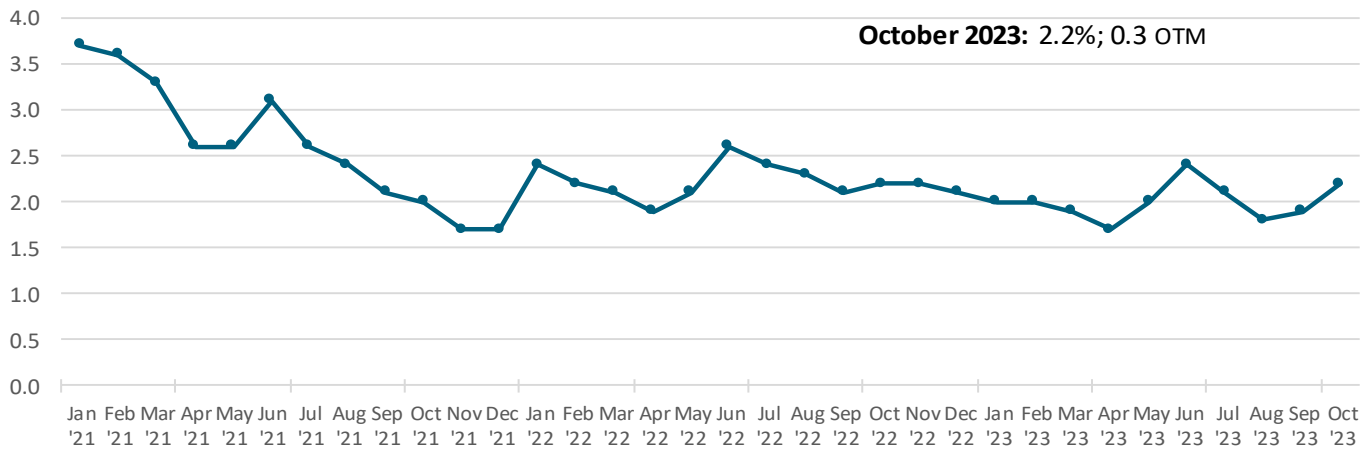
View historical data at [Neworks.nebraska.gov/laus](https://nworks.nebraska.gov/laus)

NEBRASKA

DEPARTMENT OF LABOR

## LINCOLN MSA<sup>1</sup> (NOT SEASONALLY ADJUSTED)

Unemployment Rate  
2021-2023



## LABOR FORCE DATA<sup>2</sup>

	Preliminary	Revised	Changes		% Change
	Oct-23	Sep-23	Oct-22 <sup>3</sup>	OTM <sup>4</sup>	OTY <sup>4</sup>
<b>Unemployment Rate</b>	2.2	1.9	2.2	0.3	0.0
<b>Labor Force</b>	191,705	190,912	190,798	793	907
<b>Unemployment</b>	4,242	3,561	4,201	681	41
<b>Employment</b>	187,463	187,351	186,597	112	866

## NON-FARM EMPLOYMENT<sup>5</sup> BY PLACE OF WORK

<b>October Total Non-Farm</b>	<b>196,046</b>	<b>Manufacturing</b>	<b>14,643</b>
OTM Change	1,638 (0.8%)	OTM Change	-42 (-0.3%)
OTY Change	4,108 (2.1%)	OTY Change	-117 (-0.8%)
<b>Largest OTM Increase (private)</b>		<b>Largest OTY Increase (private)</b>	
Trade, Transportation, & Utilities	318 (1.0%)	Private Education & Health Services	1,866 (6.2%)
Leisure & Hospitality	216 (1.1%)	Leisure & Hospitality	1,508 (8.2%)

<sup>1</sup> Lincoln MSA (Metropolitan Statistical Area) includes Lancaster and Seward Counties in Nebraska

<sup>2</sup> Sources: Local Area Unemployment Statistics Program (LAUS), Nebraska Department of Labor; Bureau of Labor Statistics, US Department of Labor

<sup>3</sup> 2022 data have been benchmarked

<sup>4</sup> OTM: Over the Month OTY: Over the Year

<sup>5</sup> Sources: Current Employment Statistics Program (CES), Nebraska Department of Labor; Bureau of Labor Statistics, US Department of Labor

# LABOR AREA SUMMARY

October 2023

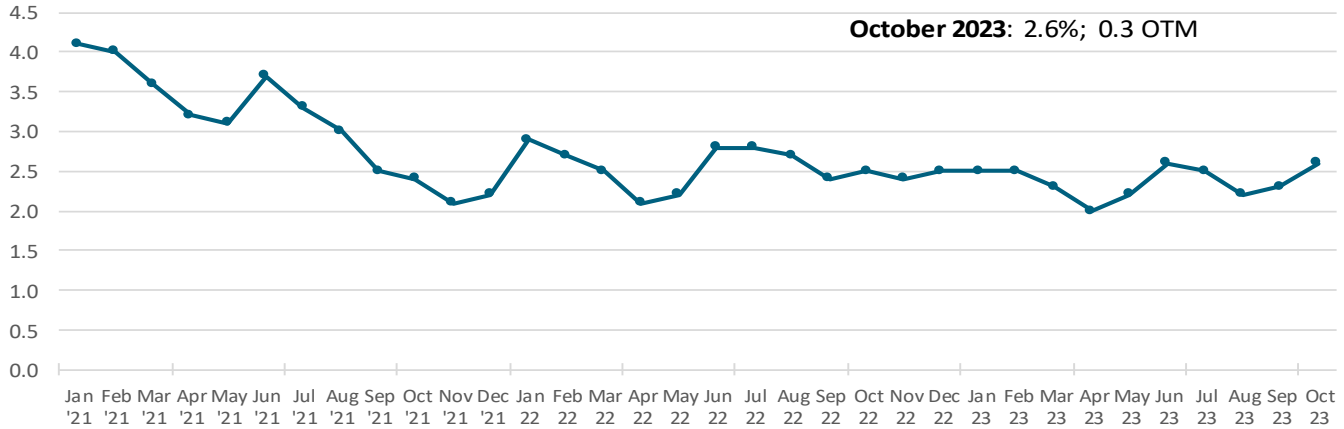
View historical data at [Neworks.nebraska.gov/laus](https://neworks.nebraska.gov/laus)



DEPARTMENT OF LABOR

## OMAHA MSA<sup>1</sup> (NOT SEASONALLY ADJUSTED)

Unemployment Rate  
2021-2023



## LABOR FORCE DATA<sup>2</sup>

	Preliminary	Revised	Changes		% Change
	Oct-23	Sep-23	Oct-22 <sup>3</sup>	OTM <sup>4</sup>	OTY <sup>4</sup>
<b>Unemployment Rate</b>	2.6	2.3	2.5	0.3	0.1
<b>Labor Force</b>	508,748	506,705	509,514	2,043	-766
<b>Unemployment</b>	13,274	11,575	12,922	1,699	352
<b>Employment</b>	495,474	495,130	496,592	344	-1,118
					0.1

## NON-FARM EMPLOYMENT<sup>5</sup> BY PLACE OF WORK

<b>October Total Non-Farm</b>	<b>513,881</b>	<b>Manufacturing</b>	<b>35,359</b>
OTM Change	4,658 (0.9%)	OTM Change	-48 (-0.1%)
OTY Change	7,083 (1.4%)	OTY Change	452 (1.3%)
<b>Largest OTM Increase (private)</b>		<b>Largest OTY Increase (private)</b>	
Trade, Transportation, & Utilities	1,224 (1.3%)	Private Education & Health Services	2,433 (3.0%)
Professional & Business Services	890 (1.3%)	Leisure & Hospitality	2,108 (4.0%)

<sup>1</sup> Omaha MSA (Metropolitan Statistical Area) includes Cass, Douglas, Sarpy, Saunders and Washington counties in Nebraska and Pottawattamie, Mills and Harrison counties in Iowa

<sup>2</sup> Sources: Local Area Unemployment Statistics Program (LAUS), Nebraska Department of Labor; Bureau of Labor Statistics, US Department of Labor

<sup>3</sup> 2022 data has been benchmarked

<sup>4</sup> OTM: Over the Month OTY: Over the Year

<sup>5</sup> Sources: Current Employment Statistics Program (CES), Nebraska Department of Labor; Bureau of Labor Statistics, US Department of Labor