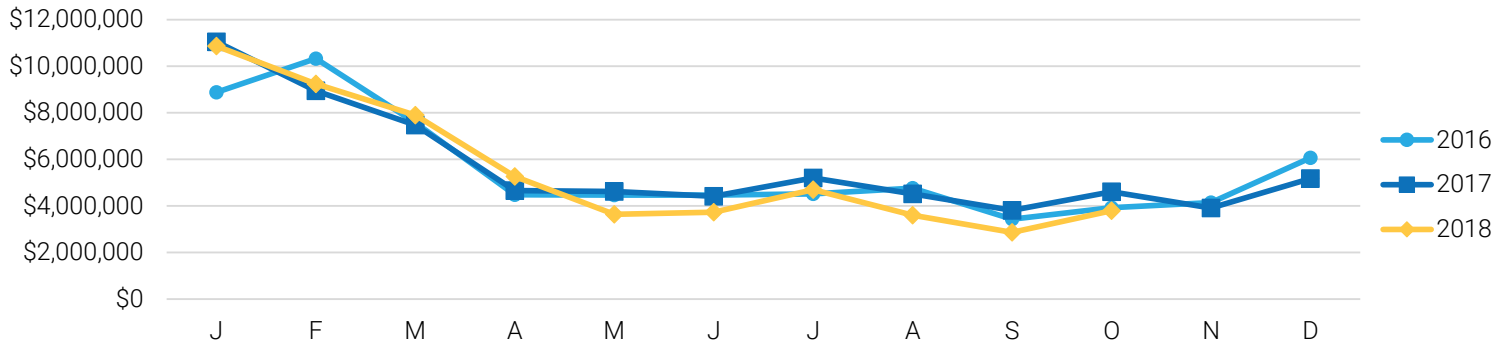


NEBRASKA UNEMPLOYMENT IN BRIEF

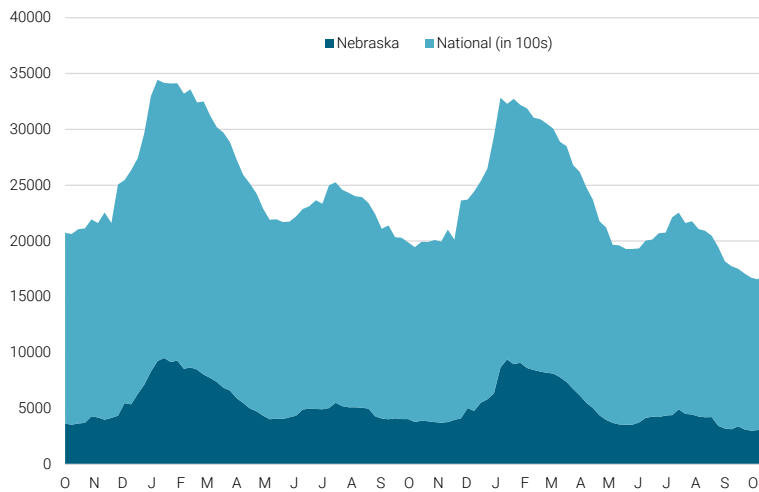
OCTOBER

	2018/2017
Initial Claims	3,224/3,023
Weeks Claimed	14,773/18,532
Weeks Compensated	12,085/13,922
First Payments	1,102/1,060
Final Payments	354/428
Avg Weekly Payment	0.34%/0.44%

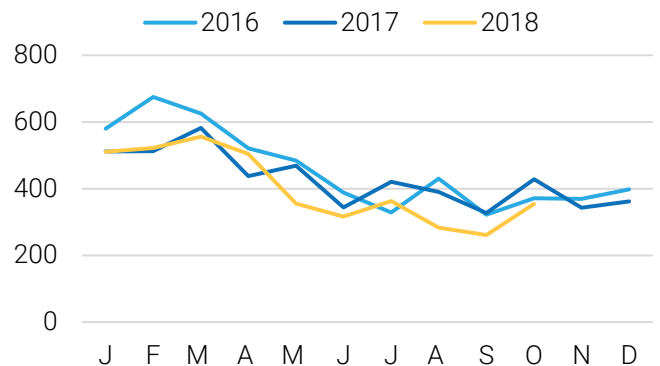
UNEMPLOYMENT INSURANCE BENEFITS PAID IN NEBRASKA JANUARY 2016 - OCTOBER 2018



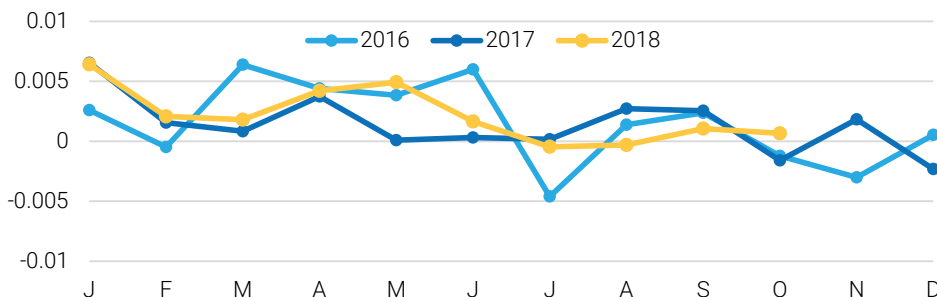
NUMBER OF BENEFIT WEEKS CLAIMED NEBRASKA VS NATIONAL



INDIVIDUALS EXHAUSTING REGULAR UNEMPLOYMENT INSURANCE BENEFITS IN NEBRASKA



CONSUMER PRICE INDEX (CPI) - MIDWEST URBAN NON-SEASONALLY ADJUSTED OTM% CHANGE



NEBRASKA
DEPARTMENT OF LABOR

The Nebraska Unemployment in Brief report is distributed monthly by Nebraska Department of Labor, Labor Market Information. Additional information can be provided upon request.

550 South 16th Street
Lincoln, NE 68508
402-471-2600

dol.nebraska.gov
Email: LMI_NE@nebraska.gov

RELEASED: November 16, 2018

UNEMPLOYMENT INSURANCE CLAIMS

WEEK ENDING OCTOBER 20, 2018

	Month			Change from the Previous Month		Change from the Previous Year	
	18-Oct	18-Sep	17-Oct	Count	%	Count	%
Total	3,207	2,917	3,560	290	9.94%	-353	-9.92%
Agriculture, Forestry, Hunting	22	24	30	-2	-8.33%	-8	-26.67%
Mining	6	2	13	4	200.00%	-7	-175.00%
Utilities	13	6	8	7	116.67%	5	57.14%
Construction	430	237	411	193	81.43%	19	4.62%
Manufacturing	459	377	413	82	21.75%	47	11.38%
Wholesale Trade	161	154	162	7	4.55%	0	0.00%
Retail Trade	335	310	375	25	8.06%	58	15.47%
Transportation & Warehouse	107	84	96	23	27.38%	5	5.21%
Information	96	87	104	9	10.34%	24	23.08%
Finance & Insurance	144	167	191	-23	-13.77%	-15	-7.85%
Real Estate	40	43	38	-3	-6.98%	21	55.26%
Professional & Technical	165	188	178	-23	-12.23%	28	15.73%
Management	37	30	48	7	23.33%	6	12.50%
Administration & Support	270	264	335	6	2.27%	14	4.18%
Educational Services	61	60	78	1	1.67%	25	32.05%
Health Care & Social Assist.	333	344	406	-11	-3.20%	108	26.60%
Arts & Entertainment	35	58	33	-23	-39.66%	5	15.15%
Accommodation & Food	141	142	168	-1	-0.70%	26	15.48%
Other Services	58	53	95	5	9.43%	5	5.26%
Public Administration	74	65	104	9	13.85%	23	22.12%
Unclassified	220	222	274	-2	-0.90%	-53	-19.34%

LAYOFF AND CLOSURE REPORT FOR OCTOBER 2018

Information provided is based on employer reporting and is subject to change. For the most current layoff and closure information, visit our website at dol.nebraska.gov.

COMPANY	LOCATION	EVENT TYPE	DATE	NUMBER AFFECTED
Jason Sears Flooring	O'Neill	Closure	10/1/2018	3
Crafts INC.	Norfolk	Layoff	10/2/2018	3
Lewis Greenscape	Grand Island	Closure	10/27/2018	12
Heartland Foods	Beatrice	Layoff	10/27/2018	4
Five Guys	Lincoln (Downtown Location)	Closure	10/31/2018	NA
The Donut Shop	Omaha	Closure	10/31/2018	2
Treehouse Foods	Omaha	Layoff	10/31/2018	NA

NA - Data not available.