

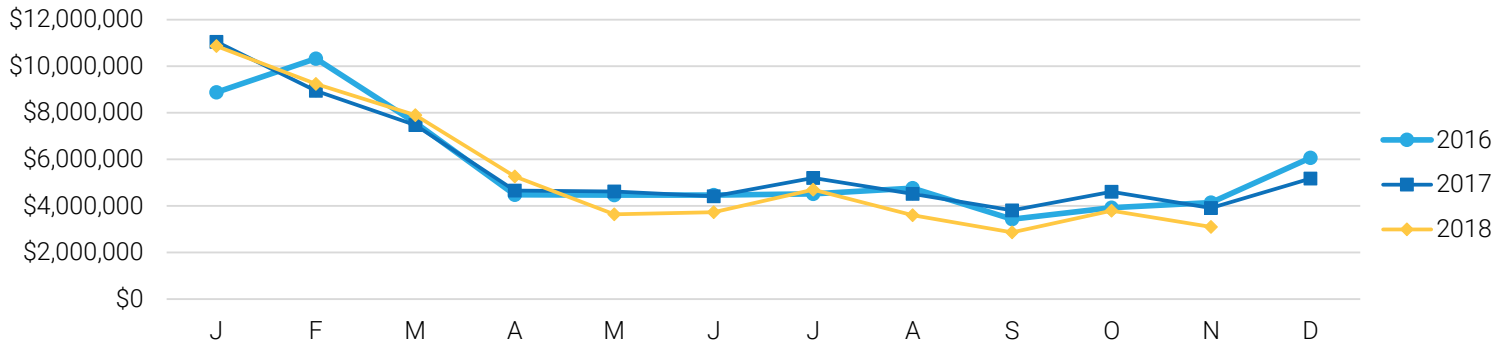
NEBRASKA UNEMPLOYMENT IN BRIEF

November

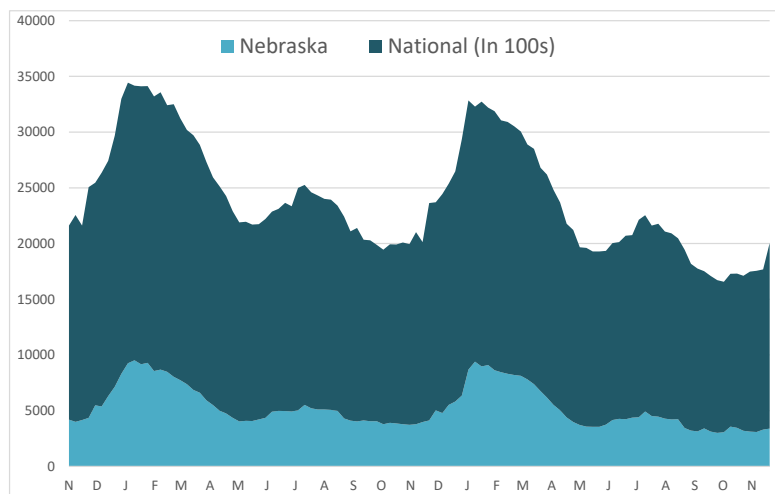
	2018/2017
Initial Claims	3,928/4,296
Weeks Claimed	14,150/17,212
Weeks Compensated	10,083/13,072
First Payments	864/1,105
Final Payments	277/343
Avg Weekly Payment	\$341.68/\$333.63

Unemployment Insurance Benefits Paid in Nebraska

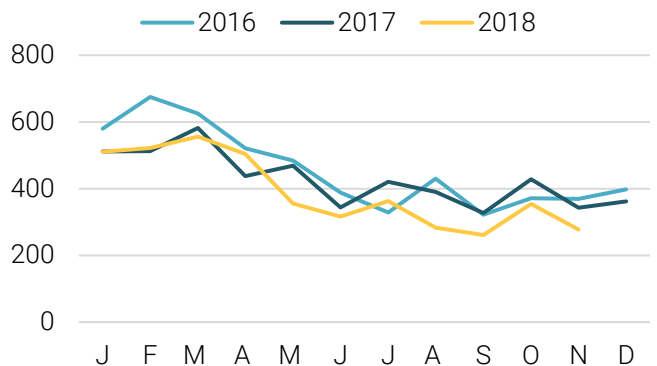
January 2016 - November 2018



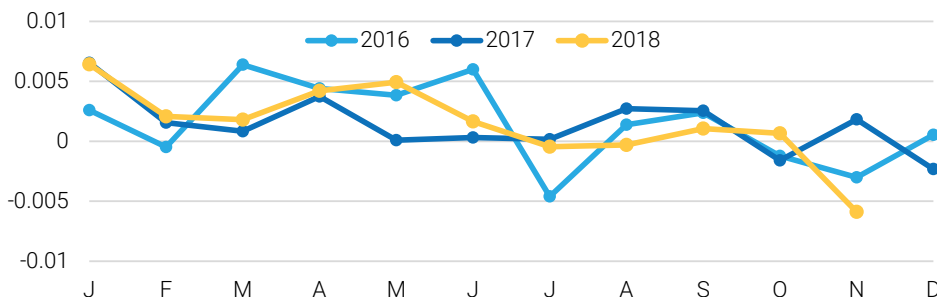
Number of Benefit Weeks Claimed Nebraska vs National



Individuals Exhausting Regular Unemployment Insurance Benefits in Nebraska



Consumer Price Index (CPI) - Midwest Urban (non-seasonally adjusted otm% change)



NEBRASKA
DEPARTMENT OF LABOR

The Nebraska Unemployment in Brief report is distributed monthly by Nebraska Department of Labor, Labor Market Information. Additional information can be provided upon request.

550 South 16th Street
Lincoln, NE 68508
402-471-2600

dol.nebraska.gov
Email: LMI_NE@nebraska.gov

RELEASED: December 21, 2018

Unemployment Insurance Claims

Week ending November 24, 2018

	Month			Change from the Previous Month		Change from the Previous Year	
	18-Nov	18-Oct	17-Nov	Count	%	Count	%
Total	3,122	3,207	3,866	-85	-2.65%	-744	-19.24%
Agriculture, Forestry, Hunting	24	22	51	2	9.09%	-27	-52.94%
Mining	12	6	19	6	100.00%	-7	-116.67%
Utilities	15	13	10	2	15.38%	5	57.14%
Construction	432	430	534	2	0.47%	-102	-19.10%
Manufacturing	331	459	415	-128	-27.89%	47	11.33%
Wholesale Trade	138	161	157	-23	-14.29%	0	0.00%
Retail Trade	315	335	348	-20	-5.97%	58	16.67%
Transportation & Warehouse	80	107	100	-27	-25.23%	5	5.00%
Information	86	96	99	-10	-10.42%	24	24.24%
Finance & Insurance	140	144	169	-4	-2.78%	-15	-8.88%
Real Estate	45	40	51	5	12.50%	21	41.18%
Professional & Technical	185	165	159	20	12.12%	28	17.61%
Management	37	37	37	0	0.00%	6	16.22%
Administration & Support	304	270	416	34	12.59%	14	3.37%
Educational Services	62	61	78	1	1.64%	25	32.05%
Health Care & Social Assist.	305	333	423	-28	-8.41%	108	25.53%
Arts & Entertainment	54	35	80	19	54.29%	5	6.25%
Accommodation & Food	147	141	160	6	4.26%	26	16.25%
Other Services	54	58	87	-4	-6.90%	5	5.75%
Public Administration	107	74	165	33	44.59%	23	13.94%
Unclassified	249	220	308	29	13.18%	-53	-17.21%

Layoff and Closure Report for November 2018

Information provided is based on employer reporting and is subject to change. For the most current layoff and closure information, visit our website at dol.nebraska.gov.

COMPANY	LOCATION	EVENT TYPE	DATE	NUMBER AFFECTED
Jimmy's Egg	Lincoln	Closure	11/14/2018	NA
The Emporium Restaurant	Scottsbluff	Closure	11/16/2018	11
Quad Graphics	Sidney	Layoff	11/16/2018	30
Funshine Shop	Kearney	Closure	11/21/2018	2
The Creative Teacher	Kearney	Closure	11/21/2018	NA

NA - Data not available.