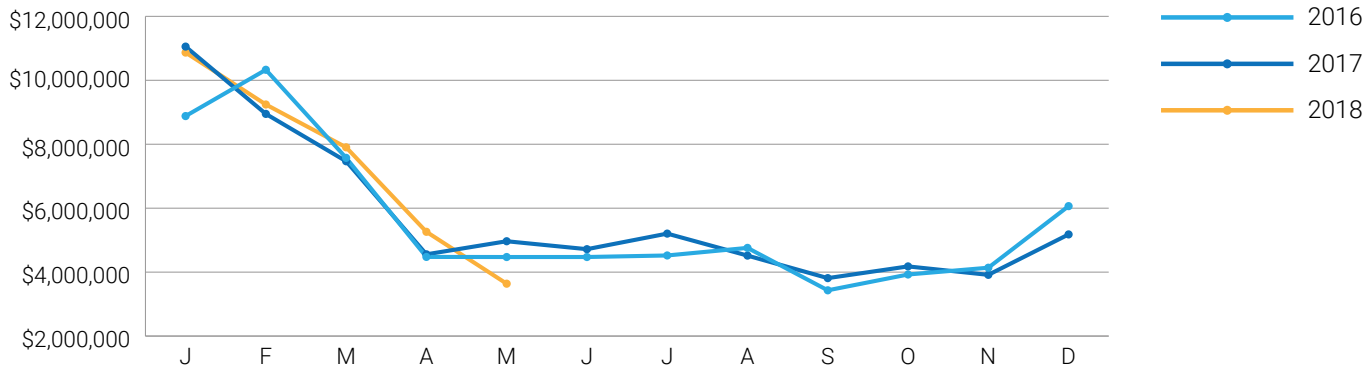


NEBRASKA UNEMPLOYMENT IN BRIEF

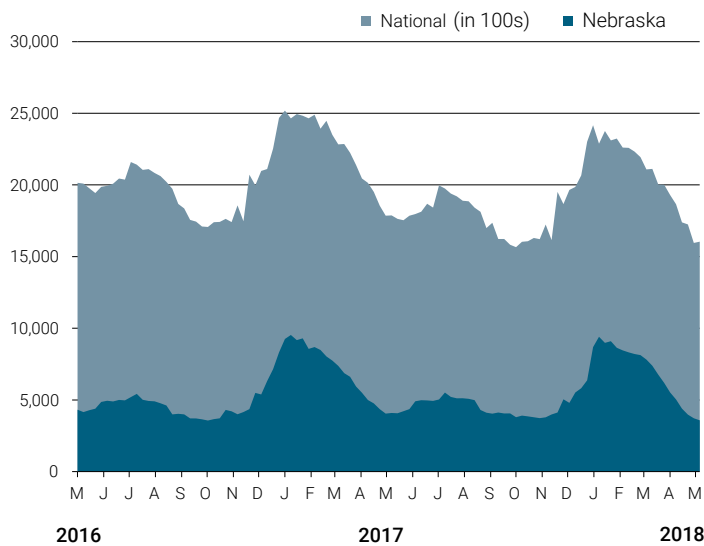
MAY

	2018/2017
Initial Claims	3,377/4,214
Weeks Claimed	15,887/19,187
Weeks Compensated	11,863/15,351
First Payments	969/1,193
Final Payments	355/469
Avg Weekly Payment	\$355.64/\$329.48

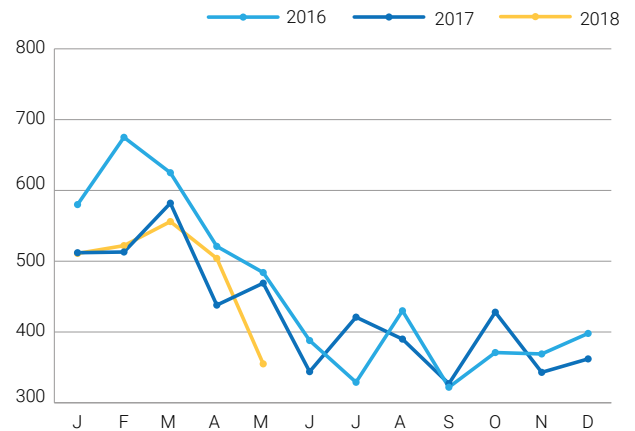
UNEMPLOYMENT INSURANCE BENEFITS PAID IN NEBRASKA JANUARY 2016 - MAY 2018



NUMBER OF BENEFIT WEEKS CLAIMED NEBRASKA VS NATIONAL

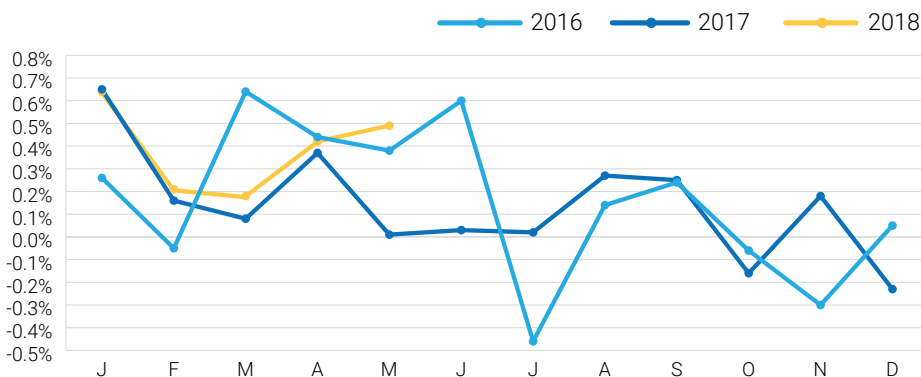


INDIVIDUALS EXHAUSTING REGULAR UNEMPLOYMENT INSURANCE BENEFITS IN NEBRASKA



CONSUMER PRICE INDEX (CPI) - MIDWEST URBAN

ALL ITEMS NON-SEASONALLY ADJUSTED OTM% CHANGE



NEBRASKA
DEPARTMENT OF LABOR

The Nebraska Unemployment in Brief report is distributed monthly by Nebraska Department of Labor, Labor Market Information. Additional information can be provided upon request.

550 South 16th Street
Lincoln, NE 68508
402-471-2600

dol.nebraska.gov
email: LMI_NE@nebraska.gov

RELEASED: June 15, 2018

UNEMPLOYMENT INSURANCE CLAIMS

WEEK ENDING MAY 19, 2018

	Month			Change from the Previous Month		Change from the Previous Year	
	18-May	18-Apr	17-May	Count	%	Count	%
Total	3,323	4,170	3,809	-847	-20.31%	-486	-12.76%
Agriculture, Forestry, Hunting	29	46	29	-17	-36.96%	0	0.00%
Mining	7	48	8	-41	-85.42%	-1	-12.50%
Utilities	9	11	12	-2	-18.18%	-3	-25.00%
Construction	385	879	461	-494	-56.20%	-76	-16.49%
Manufacturing	379	439	406	-60	-13.67%	-27	-6.65%
Wholesale Trade	135	170	169	-35	-20.59%	-34	-20.12%
Retail Trade	325	345	406	-20	-5.80%	-81	-19.95%
Transportation & Warehouse	96	114	115	-18	-18.75%	-19	-16.52%
Information	80	91	112	-11	-12.09%	-32	-28.57%
Finance & Insurance	174	186	189	-12	-6.45%	-15	-7.94%
Real Estate	29	44	49	-15	-34.09%	-20	-40.82%
Professional & Technical	188	178	200	10	5.62%	-12	-6.00%
Management	31	39	34	-8	-20.51%	-3	-8.82%
Administration & Support	318	410	369	-92	-22.44%	-51	55.43%
Educational Services	54	54	77	0	0.00%	-23	-29.87%
Health Care & Social Assist.	368	378	413	-10	-2.65%	-45	-10.90%
Arts & Entertainment	30	43	47	-13	-30.23%	-17	130.77%
Accommodation & Food	256	163	261	93	57.06%	-5	-1.92%
Other Services	79	90	81	-11	-12.22%	-2	-2.47%
Public Administration	95	108	96	-13	-12.04%	-1	-1.04%
Unclassified	256	334	275	-78	-23.35%	-19	-6.91%

LAYOFF AND CLOSURE REPORT FOR MAY 2018

Information provided is based on employer reporting and is subject to change. For the most current layoff and closure information, visit our website at dol.nebraska.gov.

COMPANY	LOCATION	EVENT TYPE	DATE	NUMBER AFFECTED
Liberty Cleaners	Hastings	Closure	5/1/2018	3
Liberty Cleaners	North Platte	Closure	5/1/2018	3
Liberty/Deluxe Cleaners	York	Closure	5/1/2018	3
Perkins Restaurant & Bakery	Lincoln	Closure	5/1/2018	15
Runza	Lincoln	Closure	5/4/2018	19
Streck	La Vista	Layoff	5/4/2018	4
Cenveo Corporation	Omaha	Layoff	5/10/2018	52
Wells Fargo	Grand Island	Closure	5/16/2018	18
Farner Company	Norfolk	Closure	5/31/2018	17
Roadrunner Temperature Controlled	Omaha	Layoff	5/31/2018	28
Convergys Corporation	Omaha	Closure	5/31/2018	123
The Minuteman Hotel	Lexington	Layoff	5/31/2018	4