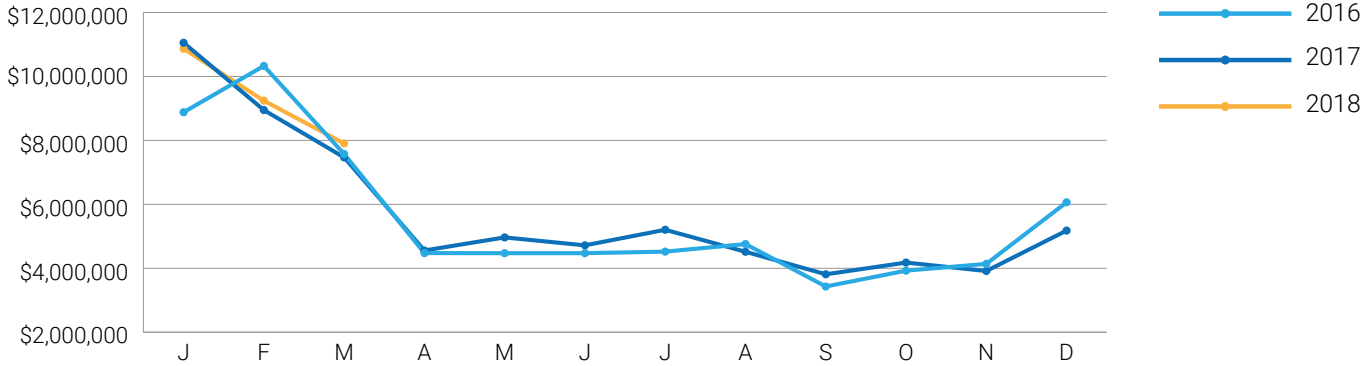


NEBRASKA UNEMPLOYMENT IN BRIEF

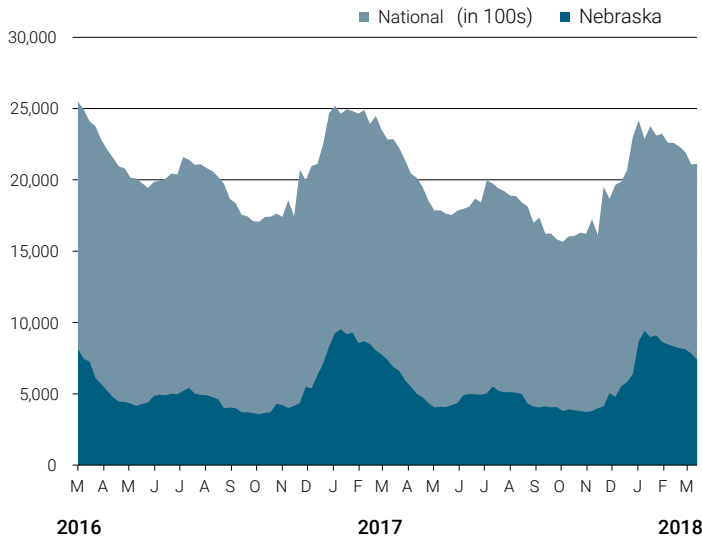
MARCH

	2018/2017
Initial Claims	2,991/3,465
Weeks Claimed	29,359/28,997
Weeks Compensated	24,210/23,494
First Payments	1,110/1,151
Final Payments	556/582
Avg Weekly Payment	\$343.05/\$332.42

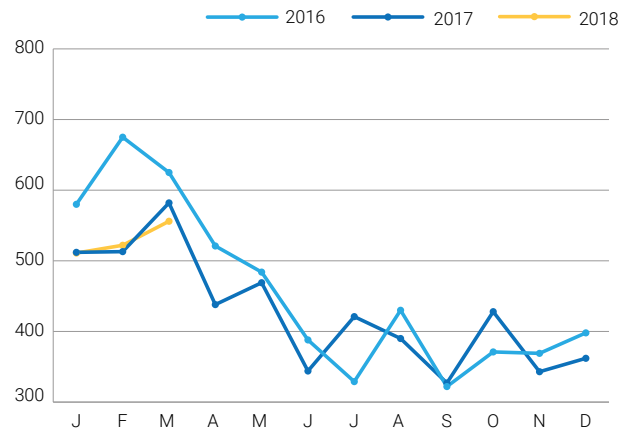
UNEMPLOYMENT INSURANCE BENEFITS PAID IN NEBRASKA JANUARY 2016 - MARCH 2018



NUMBER OF BENEFIT WEEKS CLAIMED NEBRASKA VS NATIONAL

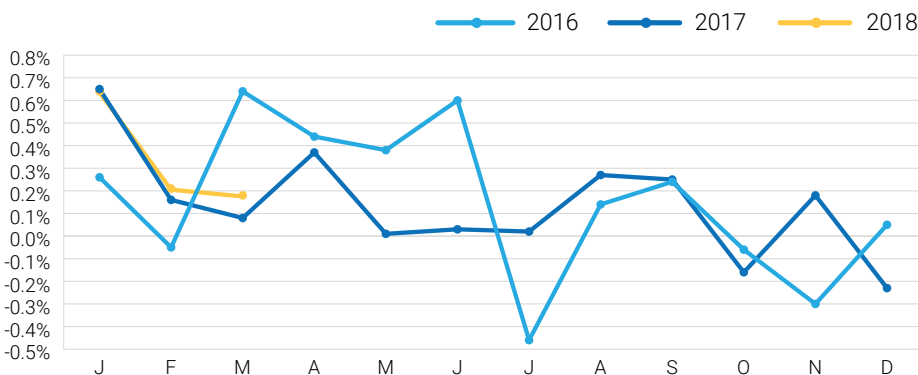


INDIVIDUALS EXHAUSTING REGULAR UNEMPLOYMENT INSURANCE BENEFITS IN NEBRASKA



CONSUMER PRICE INDEX (CPI) - MIDWEST URBAN

ALL ITEMS NON-SEASONALLY ADJUSTED OTM% CHANGE



NEBRASKA
DEPARTMENT OF LABOR

The Nebraska Unemployment in Brief report is distributed monthly by Nebraska Department of Labor, Labor Market Information. Additional information can be provided upon request.

550 South 16th Street
Lincoln, NE 68508
402-471-2600

dol.nebraska.gov
email: LMI_NE@nebraska.gov

RELEASED: April 20, 2018

UNEMPLOYMENT INSURANCE CLAIMS

WEEK ENDING MARCH 24, 2018

	Month			Change from the Previous Month		Change from the Previous Year	
	18-Mar	18-Feb	17-Mar	Count	%	Count	%
Total	6,407	7,642	6,200	-1,235	-16.16%	207	3.34%
Agriculture, Forestry, Hunting	59	74	63	-15	-20.27%	-4	-6.35%
Mining	135	168	128	-33	-19.64%	7	5.47%
Utilities	18	19	16	-1	-5.26%	2	12.50%
Construction	1942	2713	1683	-771	-28.42%	259	15.39%
Manufacturing	592	723	584	-131	-18.12%	8	1.37%
Wholesale Trade	206	235	212	-29	-12.34%	-6	-2.83%
Retail Trade	397	452	411	-55	-12.17%	-14	-3.41%
Transportation & Warehouse	285	210	352	75	26.32%	-67	-19.03%
Information	104	106	90	-2	-1.89%	14	15.56%
Finance & Insurance	189	195	192	-6	-3.08%	-3	-1.56%
Real Estate	70	83	75	-13	-15.66%	-5	-6.67%
Professional & Technical	194	171	199	23	13.45%	-5	-2.51%
Management	23	28	39	-5	-17.86%	-16	-41.03%
Administration & Support	701	876	704	-175	-19.98%	-3	1.71%
Educational Services	72	79	81	-7	-8.86%	-9	-11.11%
Health Care & Social Assist.	388	381	376	7	1.84%	12	3.19%
Arts & Entertainment	75	94	80	-19	-20.21%	-5	26.32%
Accommodation & Food	205	202	205	3	1.49%	0	0.00%
Other Services	104	99	87	5	5.05%	17	19.54%
Public Administration	174	202	185	-28	-13.86%	-11	-5.95%
Unclassified	474	532	438	-58	-10.90%	36	8.22%

LAYOFF AND CLOSURE REPORT FOR MARCH 2018

Information provided is based on employer reporting and is subject to change. For the most current layoff and closure information, visit our website at dol.nebraska.gov.

COMPANY	LOCATION	EVENT TYPE	DATE	NUMBER AFFECTED
Tidal Gas Station	North Platte	Closure	3/7/2018	4
Three Eighteen on the Avenue	Norfolk	Closure	3/12/2018	10
Methodist Hopspital Hospice	Omaha	Closure	3/16/2018	60
Tanner's Bar and Grill	Lincoln	Closure	3/18/2018	10
Claire's	North Platte	Closure	3/25/2018	NA
Justice	Norfolk	Closure	3/28/2018	NA
Wells Fargo	McCook	Closure	3/28/2018	6
Nifast	Beatrice	Closure	3/29/2018	4
Defy Gravity	La Vista	Closure	3/31/2018	NA