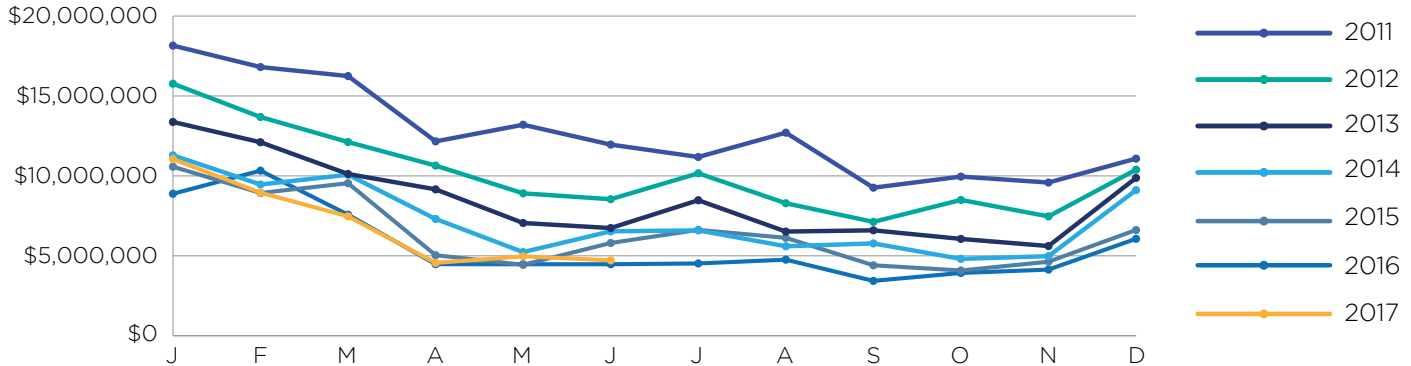


NEBRASKA UNEMPLOYMENT IN BRIEF

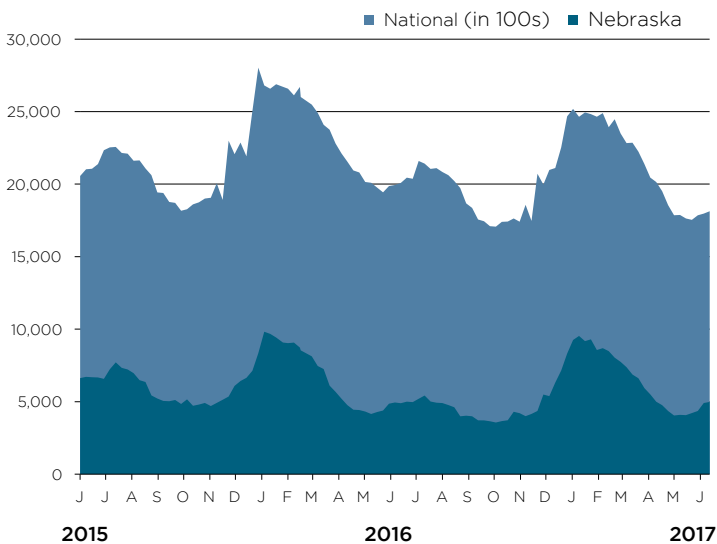
JUNE

	2017/2016
Initial Claims	3,500/3,609
Weeks Claimed	20,948/21,352
Weeks Compensated	15,496/16,176
First Payments	1,631/1,643
Final Payments	344/388
Avg Weekly Payment	\$310.47 / \$300.50

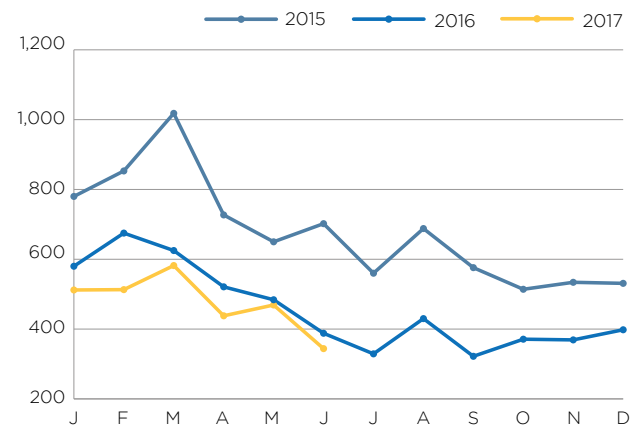
UNEMPLOYMENT INSURANCE BENEFITS PAID IN NEBRASKA JANUARY 2011 - JUNE 2017



NUMBER OF BENEFIT WEEKS CLAIMED NEBRASKA VS NATIONAL

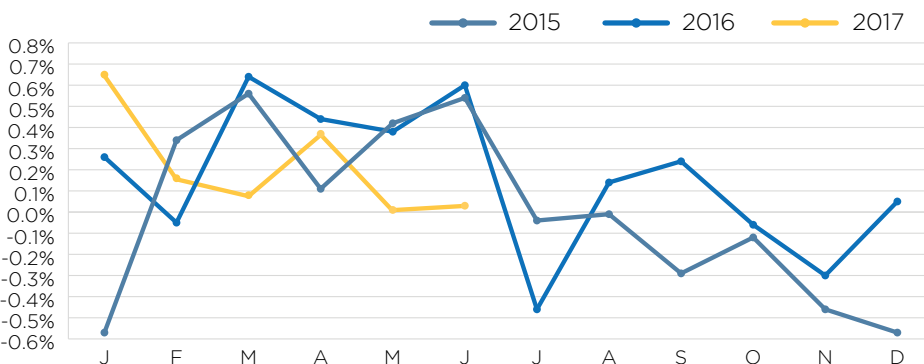


INDIVIDUALS EXHAUSTING REGULAR UNEMPLOYMENT INSURANCE BENEFITS IN NEBRASKA



CONSUMER PRICE INDEX (CPI) - MIDWEST URBAN

ALL ITEMS NON-SEASONALLY ADJUSTED OTM% CHANGE



NEBRASKA
DEPARTMENT OF LABOR

The Nebraska Unemployment in Brief report is distributed monthly by Nebraska Department of Labor, Labor Market Information. Additional information can be provided upon request.

550 South 16th Street
Lincoln, NE 68508
402-471-2600

dol.nebraska.gov
email: LMI_NE@nebraska.gov

RELEASED: July 21, 2017

UNEMPLOYMENT INSURANCE CLAIMS

WEEK ENDING JUNE 24, 2017

	Month			Change from the Previous Month		Change from the Previous Year	
	17-Jun	17-May	16-May	Count	%	Count	%
Total	4,722	3,809	4,651	913	23.97%	71	1.53%
Agriculture, Forestry, Hunting	41	29	33	12	41.38%	8	24.24%
Mining	7	8	10	-1	-12.50%	-3	-30.00%
Utilities	4	12	6	-8	-66.67%	-2	-33.33%
Construction	414	461	330	-47	-10.20%	84	25.45%
Manufacturing	466	406	690	60	14.78%	-224	-32.46%
Wholesale Trade	160	169	156	-9	-5.33%	4	2.56%
Retail Trade	385	406	335	-21	-5.17%	50	14.93%
Transportation & Warehouse	436	115	451	321	279.13%	-15	-3.33%
Information	110	112	76	-2	-1.78%	34	44.74%
Finance & Insurance	196	189	204	7	3.70%	-8	-3.92%
Real Estate	49	49	43	0	0.00%	6	13.95%
Professional & Technical	218	200	212	18	9.00%	6	2.83%
Management	55	34	45	21	61.76%	10	22.22%
Administration & Support	340	369	369	-29	-7.86%	-29	-7.86%
Educational Services	130	77	129	53	68.83%	1	0.78%
Health Care & Social Assist.	577	413	482	164	39.71%	95	19.71%
Arts & Entertainment	65	47	62	18	38.3	3	4.84%
Accommodation & Food	550	261	494	289	110.73%	56	11.34%
Other Services	109	81	105	28	34.57%	4	3.81%
Public Administration	96	96	104	0	0.00%	-8	-7.69%
Unclassified	314	275	315	39	14.18%	-1	-0.32%

Week Ending Date - Continued claims filed during the week containing the 19th of the month, which represents unemployment experienced during the week containing the 19th

Month - Claims are pulled for the week containing the 19th and are representative of the claims activity for the entire month

LAYOFF AND CLOSURE REPORT

TAKING PLACE ON OR AFTER JUNE 1, 2017

The Rapid Response Program updates the layoff and closure report as applicable by means of employer reporting. All event dates reported are approximate and subject to change by the employer.

COMPANY	LOCATION	EVENT TYPE	DATE	NUMBER AFFECTED
Dickey's Barbeque*	Lincoln	Closure	6/16/2017	NA
MWD Stee Fabrication, LLC	Lincoln	Closure	6/23/2017	20
Marshfield Food Safety Services	Schuyler	Closure	6/28/2017	18
Integraged Life Choices	Beatrice	Layoff	6/30/2017	8

* NA = Number affected not available

Source: Rapid Response Program, Nebraska Department of Labor