

# LABOR AREA SUMMARIES

July 2023

**NEBRASKA**  
DEPARTMENT OF LABOR

# LABOR AREA SUMMARY

July 2023

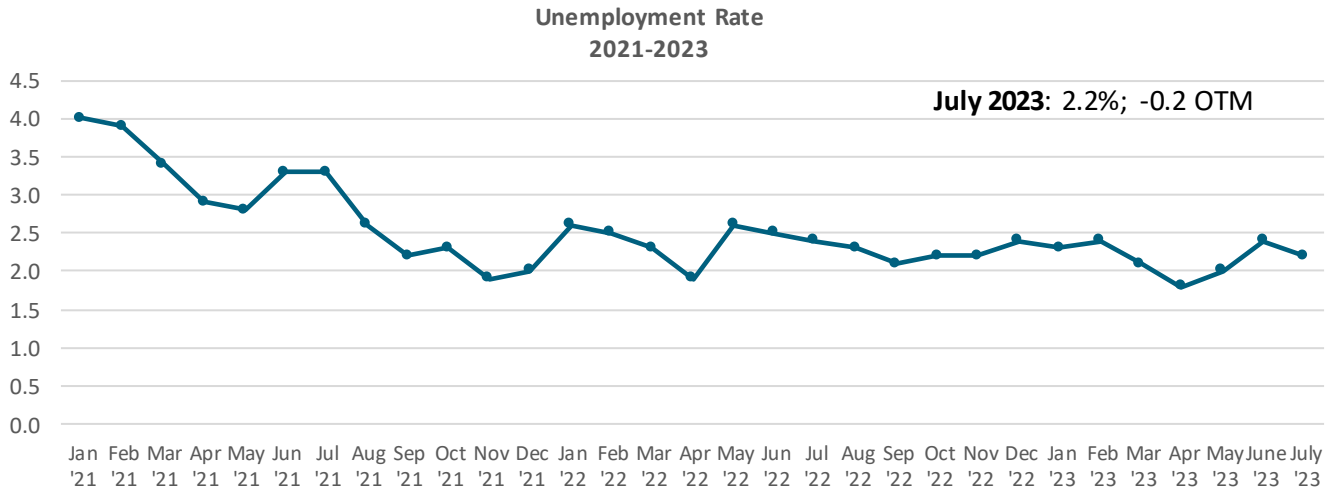
View historical data at [NEworks.nebraska.gov/laus](https://neworks.nebraska.gov/laus)



DEPARTMENT OF LABOR

## GRAND ISLAND MSA<sup>1</sup>

(NOT SEASONALLY ADJUSTED)



## LABOR FORCE DATA<sup>2</sup>

	Preliminary	Revised		Changes	% Change	
	Jul-23	Jun-23	Jul-22 <sup>3</sup>	OTM <sup>4</sup>	OTY <sup>4</sup>	
<b>Unemployment Rate</b>	2.2	2.4	2.4	-0.2	-0.2	—
<b>Labor Force</b>	46,384	45,848	46,354	536	30	1.2
<b>Unemployment</b>	1,003	1,084	1,097	-81	-94	-7.5
<b>Employment</b>	45,381	44,764	45,257	617	124	1.4

## NON-FARM EMPLOYMENT<sup>5</sup>

BY PLACE OF WORK

<b>July Total Non-Farm</b>	<b>43,588</b>
OTM Change	288 (0.7%)
OTY Change	819 (1.9%)

<sup>1</sup> Grand Island MSA (Metropolitan Statistical Area) includes Hall, Hamilton, Howard & Merrick Counties in Nebraska

<sup>2</sup> Sources: Local Area Unemployment Statistics Program (LAUS), Nebraska Department of Labor; Bureau of Labor Statistics, US Department of Labor

<sup>3</sup> 2022 data have been benchmarked

<sup>4</sup> OTM: Over the Month OTY: Over the Year

<sup>5</sup> Sources: Current Employment Statistics Program (CES), Nebraska Department of Labor; Bureau of Labor Statistics, US Department of Labor

# LABOR AREA SUMMARY

July 2023

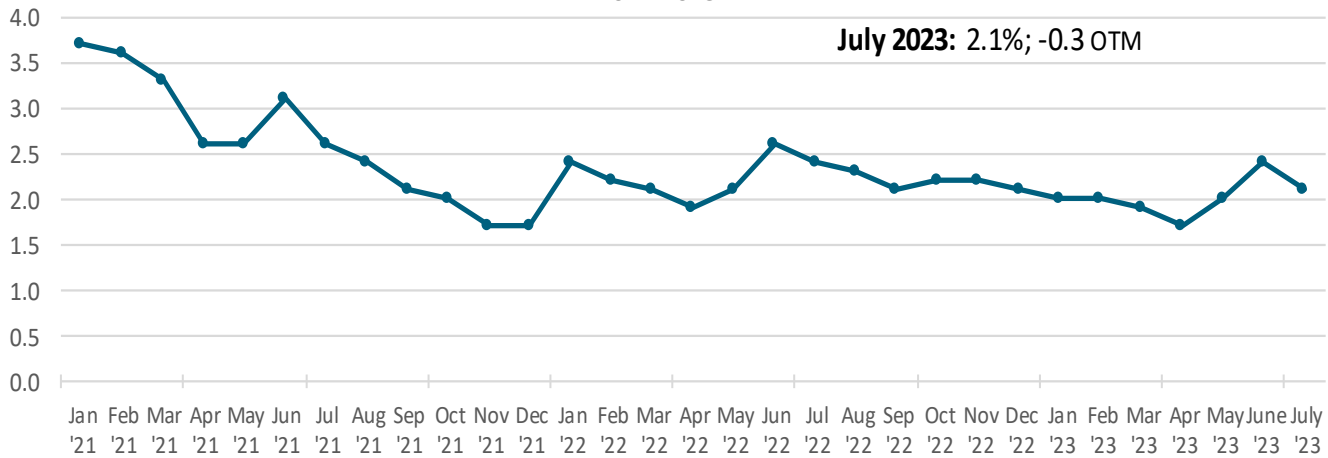
View historical data at [Neworks.nebraska.gov/laus](https://nworks.nebraska.gov/laus)

NEBRASKA

DEPARTMENT OF LABOR

## LINCOLN MSA<sup>1</sup> (NOT SEASONALLY ADJUSTED)

Unemployment Rate  
2021-2023



## LABOR FORCE DATA<sup>2</sup>

	Preliminary	Revised		Changes		% Change
	Jul-23	Jun-23	Jul-22 <sup>3</sup>	OTM <sup>4</sup>	OTY <sup>4</sup>	OTM
Unemployment Rate	2.1	2.4	2.4	-0.3	-0.3	—
Labor Force	191,346	191,650	189,544	-304	1,802	-0.2
Unemployment	3,972	4,561	4,475	-589	-503	-12.9
Employment	187,374	187,089	185,069	285	2,305	0.2

## NON-FARM EMPLOYMENT<sup>5</sup> BY PLACE OF WORK

<b>July Total Non-Farm</b>	<b>191,927</b>	<b>Manufacturing</b>	<b>14,870</b>
OTM Change	-1,664 (-0.9%)	OTM Change	-28 (-0.2%)
OTY Change	4,590 (2.5%)	OTY Change	173 (1.2%)
<b>Largest OTM Increase (private)</b>		<b>Largest OTY Increase (private)</b>	
Professional & Business Services	651 (3.4%)	Private Education & Health Services	2,298 (7.8%)
Trade, Transportation, & Utilities	340 (1.0%)	Leisure & Hospitality	1,439 (8.1%)

<sup>1</sup> Lincoln MSA (Metropolitan Statistical Area) includes Lancaster and Seward Counties in Nebraska

<sup>2</sup> Sources: Local Area Unemployment Statistics Program (LAUS), Nebraska Department of Labor; Bureau of Labor Statistics, US Department of Labor

<sup>3</sup> 2022 data have been benchmarked

<sup>4</sup> OTM: Over the Month OTY: Over the Year

<sup>5</sup> Sources: Current Employment Statistics Program (CES), Nebraska Department of Labor; Bureau of Labor Statistics, US Department of Labor

# LABOR AREA SUMMARY

July 2023

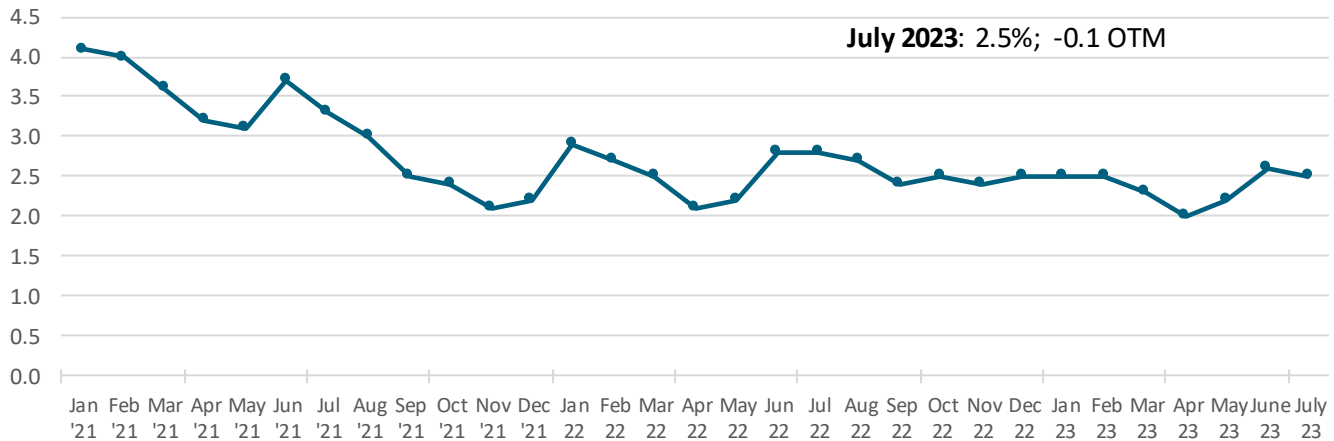
View historical data at [NEworks.nebraska.gov/laus](https://neworks.nebraska.gov/laus)



DEPARTMENT OF LABOR

## OMAHA MSA<sup>1</sup> (NOT SEASONALLY ADJUSTED)

Unemployment Rate  
2021-2023



## LABOR FORCE DATA<sup>2</sup>

	Preliminary	Revised	Jul-22 <sup>3</sup>	Changes		% Change
	Jul-23	Jun-23		OTM <sup>4</sup>	OTY <sup>4</sup>	OTM
<b>Unemployment Rate</b>	2.5	2.6	2.8	-0.1	-0.3	—
<b>Labor Force</b>	514,836	514,934	512,625	-98	2,211	0.0
<b>Unemployment</b>	12,827	13,451	14,456	-624	-1,629	-4.6
<b>Employment</b>	502,009	501,483	498,169	526	3,840	0.1

## NON-FARM EMPLOYMENT<sup>5</sup> BY PLACE OF WORK

<b>July Total Non-Farm</b>	<b>509,975</b>	<b>Manufacturing</b>	<b>35,311</b>
OTM Change	-4,897 (-1.0%)	OTM Change	-282 (-0.8%)
OTY Change	8,740 (1.7%)	OTY Change	200 (0.6%)
<b>Largest OTM Increase (private)</b>		<b>Largest OTY Increase (private)</b>	
Mining & Construction	1,078 (3.2%)	Leisure & Hospitality	4,291 (8.0%)
Leisure & Hospitality	603 (1.1%)	Mining & Construction	1,876 (5.7%)

<sup>1</sup> Omaha MSA (Metropolitan Statistical Area) includes Cass, Douglas, Sarpy, Saunders and Washington counties in Nebraska and Pottawattamie, Mills and Harrison counties in Iowa

<sup>2</sup> Sources: Local Area Unemployment Statistics Program (LAUS), Nebraska Department of Labor; Bureau of Labor Statistics, US Department of Labor

<sup>3</sup> 2022 data has been benchmarked

<sup>4</sup> OTM: Over the Month OTY: Over the Year

<sup>5</sup> Sources: Current Employment Statistics Program (CES), Nebraska Department of Labor; Bureau of Labor Statistics, US Department of Labor