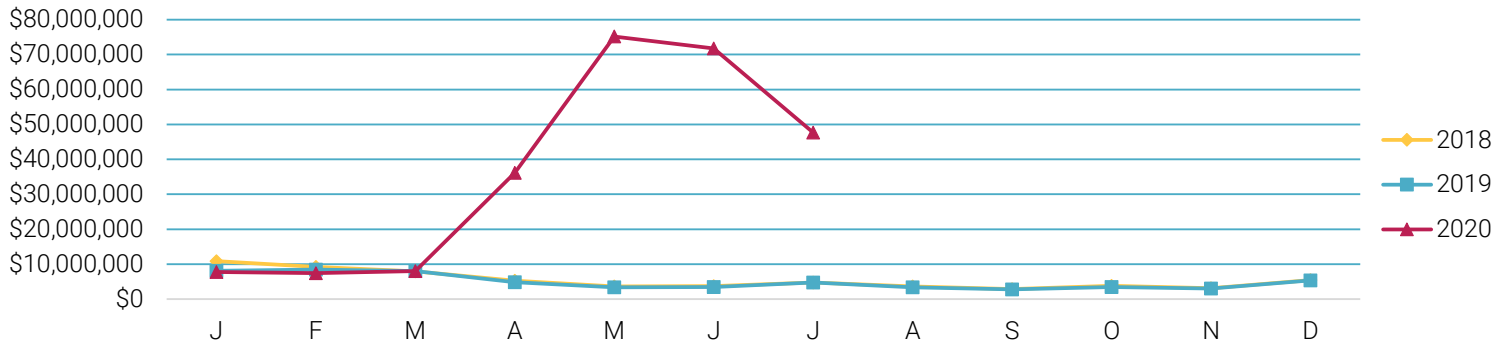


NEBRASKA UNEMPLOYMENT IN BRIEF

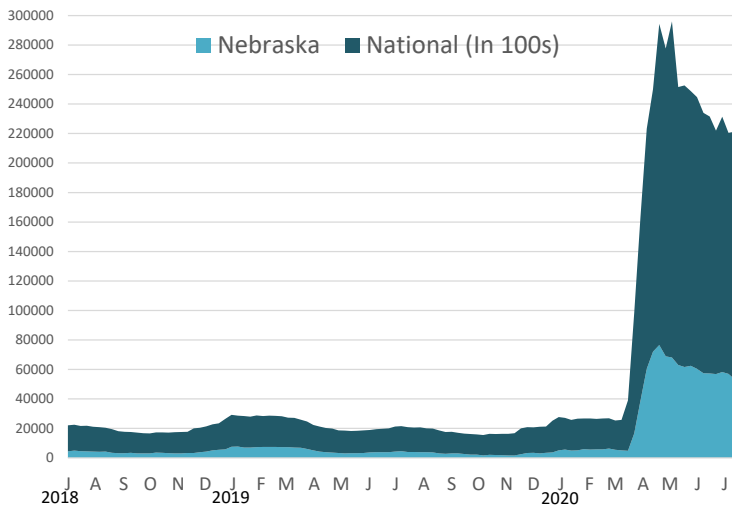
July

| | 2020 | 2019 |
|--------------------|----------|----------|
| Initial Claims | 19,060 | 2,697 |
| Weeks Claimed | 196,143 | 18,434 |
| Weeks Compensated | 182,065 | 16,429 |
| First Payments | 3,972 | 1,278 |
| Final Payments | 2,186 | 289 |
| Avg Weekly Payment | \$273.90 | \$315.65 |

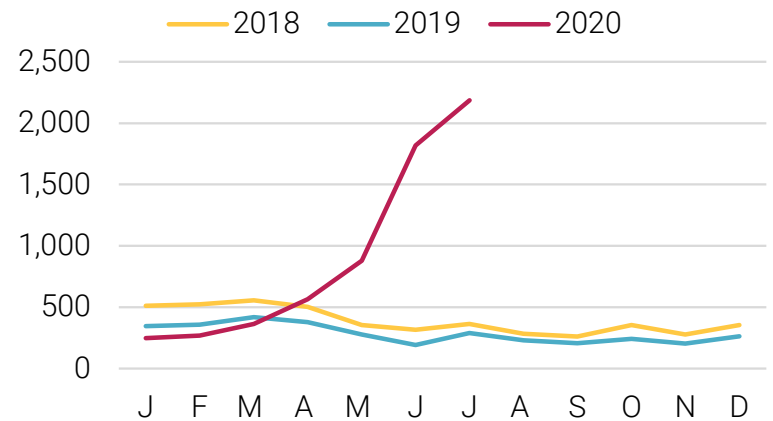
Unemployment Insurance Benefits Paid in Nebraska January 2018 - July 2020



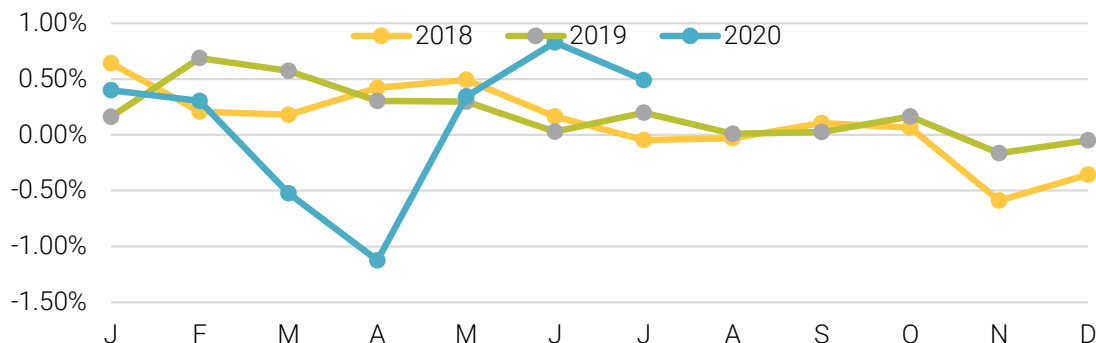
Number of Benefit Weeks Claimed Nebraska vs National



Individuals Exhausting Regular Unemployment Insurance Benefits in Nebraska



Consumer Price Index (CPI) - Midwest Urban (non-seasonally adjusted OT% change)



Unemployment Insurance Claims

Week ending July 25, 2020

| | Month | | | Change from the Previous Month | | Change from the Previous Year | |
|--------------------------------|---------------|---------------|--------------|--------------------------------|----------------|-------------------------------|-----------------|
| | 20-Jul | 20-Jun | 19-Jul | Count | % | Count | % |
| Total | 47,565 | 58,127 | 3,766 | -10,562 | -18.17% | 43,799 | 1163.01% |
| Agriculture, Forestry, Hunting | 223 | 257 | 28 | -34 | -13.23% | 195 | 696.43% |
| Mining | 24 | 43 | 12 | -19 | -44.19% | 12 | 100.00% |
| Utilities | 29 | 32 | 4 | -3 | -9.38% | 25 | 625.00% |
| Construction | 2,260 | 2,737 | 199 | -477 | -17.43% | 2061 | 1035.68% |
| Manufacturing | 5,755 | 6,629 | 347 | -874 | -13.18% | 5,408 | 1558.50% |
| Wholesale Trade | 1,239 | 1,441 | 103 | -202 | -14.02% | 1,136 | 1102.91% |
| Retail Trade | 5,008 | 6,662 | 343 | -1,654 | -24.83% | 4,665 | 1360.06% |
| Transportation & Warehouse | 2,711 | 3,140 | 417 | -429 | -13.66% | 2,294 | 550.12% |
| Information | 833 | 955 | 67 | -122 | -12.77% | 766 | 1143.28% |
| Finance & Insurance | 838 | 880 | 148 | -42 | -4.77% | 690 | 466.22% |
| Real Estate | 589 | 803 | 48 | -214 | -26.65% | 541 | 1127.08% |
| Professional & Technical | 1,609 | 1,835 | 173 | -226 | -12.32% | 1,436 | 830.06% |
| Management | 313 | 505 | 44 | -192 | -38.02% | 269 | 611.36% |
| Administration & Support | 4,152 | 4,568 | 261 | -416 | -9.11% | 3,891 | 1490.80% |
| Educational Services | 2,490 | 2,988 | 115 | -498 | -16.67% | 2,375 | 2065.22% |
| Health Care & Social Assist. | 4,496 | 5,710 | 466 | -1,214 | -21.26% | 4,030 | 864.81% |
| Arts & Entertainment | 1,042 | 1,371 | 57 | -329 | -24.00% | 985 | 1728.07% |
| Accommodation & Food | 8,564 | 10,980 | 541 | -2,416 | -22.00% | 8,023 | 1482.99% |
| Other Services | 1,477 | 2,028 | 82 | -551 | -27.17% | 1,395 | 1701.22% |
| Public Administration | 615 | 771 | 95 | -156 | -20.23% | 520 | 547.37% |
| Unclassified | 3,298 | 3,792 | 216 | -494 | -13.03% | 3,082 | 1426.85% |

Layoff and Closure Report for July 2020

Information provided is based on employer reporting and is subject to change. For the most current layoff and closure information, visit our website at dol.nebraska.gov.

The Nebraska Unemployment in Brief report is distributed monthly by Nebraska Department of Labor, Labor Market Information. Additional information can be provided upon request.

550 South 16th Street
Lincoln, NE 68508
402-471-2600

dol.nebraska.gov
Email: LMI_NE@nebraska.gov

RELEASED: August 21, 2020

| COMPANY | LOCATION | EVENT TYPE | DATE | NUMBER AFFECTED |
|--|-------------|------------|-----------|-----------------|
| The Buckle | Kearney | Layoff | 7/3/2020 | NA |
| Lincoln Marriott Cornhusker Hotel | Lincoln | Layoff | 7/9/2020 | NA |
| Alamo Drafthouse Cinema | Omaha | Layoff | 7/9/2020 | NA |
| Perkins Restaurant and Bakery | Sidney | Closure | 7/13/2020 | NA |
| Progress Rail | Sidney | Layoff | 7/16/2020 | 2 |
| SWBC Mortgage Corporation | Scottsbluff | Layoff | 7/17/2020 | NA |
| Valentino's | Lincoln | Closure | 7/17/2020 | 8 |
| The Village Pie Maker/ Hugo VPM LLC | Eustis | Closure | 7/22/2020 | 20 |
| Dundee Dell | Omaha | Closure | 7/26/2020 | NA |

NA - Data not available.

Data provided is only for permanent layoffs and closures occurring during the reported time period. COVID-19 related temporary layoffs and closures are not provided in this report.