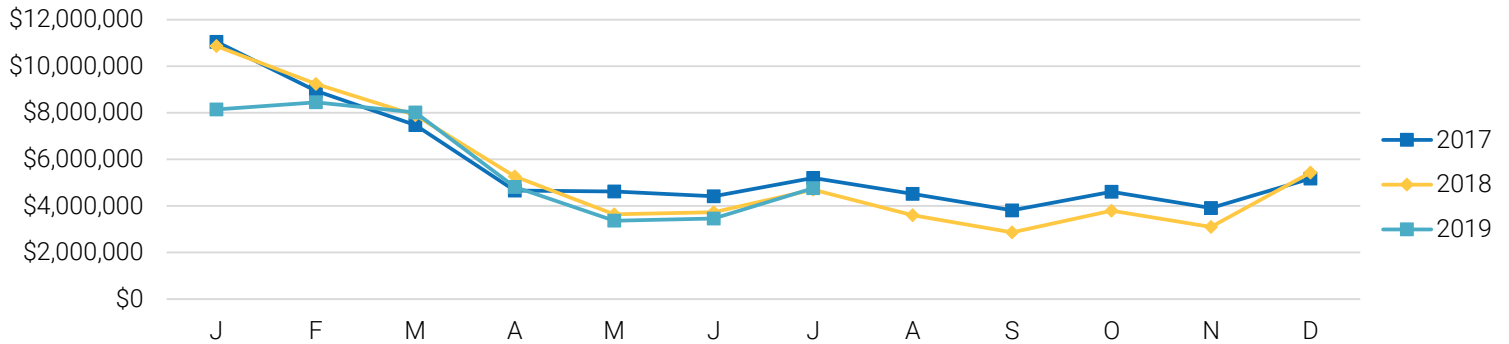


# NEBRASKA UNEMPLOYMENT IN BRIEF

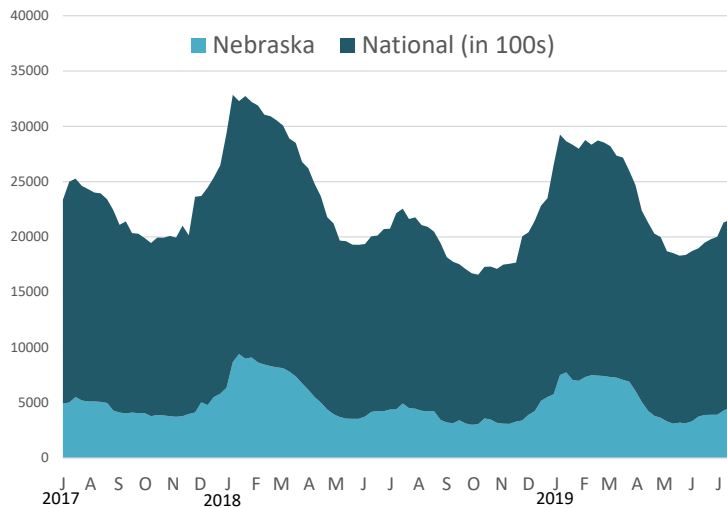
July

	2019/2018
<b>Initial Claims</b>	2,697/2,999
<b>Weeks Claimed</b>	18,434/22,091
<b>Weeks Compensated</b>	16,429/17,007
<b>First Payments</b>	1,278/1,240
<b>Final Payments</b>	289/363
<b>Avg Weekly Payment</b>	\$315.65/\$305.60

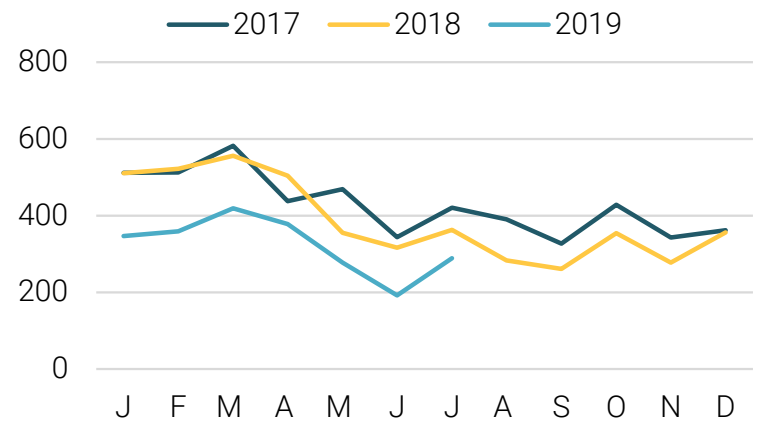
Unemployment Insurance Benefits Paid in Nebraska  
January 2017 - July 2019



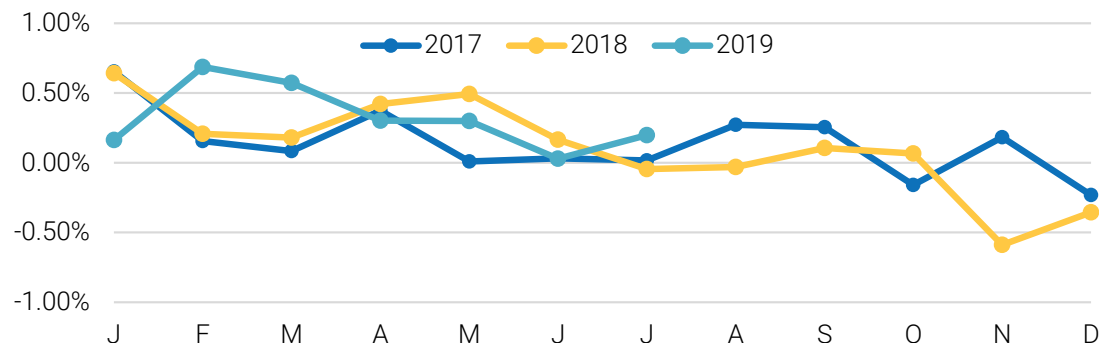
Number of Benefit Weeks Claimed  
Nebraska vs National



Individuals Exhausting Regular  
Unemployment Insurance Benefits in Nebraska



Consumer Price Index (CPI) - Midwest Urban  
(non-seasonally adjusted OT% change)



# Unemployment Insurance Claims

Week ending July 20, 2019

	Month			Change from the Previous Month		Change from the Previous Year	
	19-Jul	19-Jun	18-Jul	Count	%	Count	%
<b>Total</b>	3,766	3,641	4,250	125	3.43%	-484	-11.39%
<b>Agriculture, Forestry, Hunting</b>	28	24	41	4	16.67%	-13	-31.71%
<b>Mining</b>	12	14	3	-2	-14.29%	9	300.00%
<b>Utilities</b>	4	4	5	0	0.00%	-1	-20.00%
<b>Construction</b>	199	240	234	-41	-17.08%	-35	-14.96%
<b>Manufacturing</b>	347	386	487	-39	-10.10%	-140	-28.75%
<b>Wholesale Trade</b>	103	106	155	-3	-2.83%	-52	-33.55%
<b>Retail Trade</b>	343	330	308	13	3.94%	35	11.36%
<b>Transportation &amp; Warehouse</b>	417	353	415	64	18.13%	2	0.48%
<b>Information</b>	67	68	87	-1	-1.47%	-20	-22.99%
<b>Finance &amp; Insurance</b>	148	141	175	7	4.96%	-27	-15.43%
<b>Real Estate</b>	48	42	34	6	14.29%	14	41.18%
<b>Professional &amp; Technical</b>	173	155	225	18	11.61%	-52	-23.11%
<b>Management</b>	44	42	27	2	4.76%	17	62.96%
<b>Administration &amp; Support</b>	261	253	313	8	3.16%	-52	-16.61%
<b>Educational Services</b>	115	108	95	7	6.48%	20	21.05%
<b>Health Care &amp; Social Assist.</b>	466	419	523	47	11.22%	-57	-10.90%
<b>Arts &amp; Entertainment</b>	57	52	59	5	9.62%	-2	-3.39%
<b>Accommodation &amp; Food</b>	541	501	571	40	7.98%	-30	-5.25%
<b>Other Services</b>	82	84	107	-2	-2.38%	-25	-23.36%
<b>Public Administration</b>	95	93	97	2	2.15%	-2	-2.06%
<b>Unclassified</b>	216	226	289	-10	-4.42%	-73	-25.26%

## Layoff and Closure Report

for July 2019

Information provided is based on employer reporting and is subject to change. For the most current layoff and closure information, visit our website at [dol.nebraska.gov](http://dol.nebraska.gov).

COMPANY	LOCATION	EVENT TYPE	DATE	NUMBER AFFECTED
Charter Spectrum	Beatrice	Layoff	7/19/2019	2
Gerda's German Restaurant and Bakery	Omaha	Closure	7/22/2019	NA
Spreetail	Lincoln	Layoff	7/24/2019	22
B&B Grill and Arcade	Bellevue	Closure	7/27/2019	11
Merle's Food and Drink	Lincoln	Closure	7/27/2019	13
Therman's Bike and Sport	Nebraska City	Closure	7/28/2019	NA
Norfolk Natural Market	Norfolk	Closure	7/31/2019	5
El Canelo Mexican Restaurant	Beatrice	Closure	7/31/2019	NA
Anderson Auto Parts	Grand Island	Layoff	7/31/2019	4
The Pipeline Clothing Exchange	Beatrice	Closure	7/31/2019	1

NA - Data not available.

The Nebraska Unemployment in Brief report is distributed monthly by Nebraska Department of Labor, Labor Market Information. Additional information can be provided upon request.

550 South 16th Street  
Lincoln, NE 68508  
402-471-2600

[dol.nebraska.gov](http://dol.nebraska.gov)  
Email: [LMI\\_NE@nebraska.gov](mailto:LMI_NE@nebraska.gov)

RELEASED: August 16, 2019



Equal Opportunity Program/Employer. TDD/TTY: 1.800.833.7352  
Auxiliary aids and services are available upon request to individuals with disabilities.