

# LABOR AREA SUMMARIES

December 2023

**NEBRASKA**  
DEPARTMENT OF LABOR

# LABOR AREA SUMMARY

December 2023

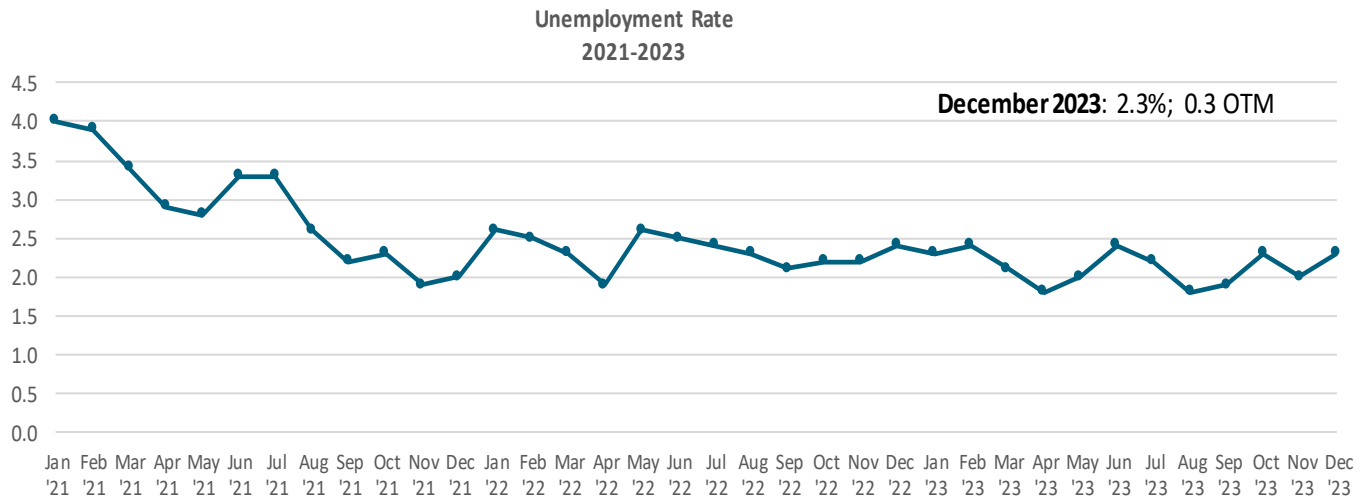
View historical data at [NEworks.nebraska.gov/laus](https://www.nebraska.gov/laus)

NEBRASKA

DEPARTMENT OF LABOR

## GRAND ISLAND MSA<sup>1</sup>

(NOT SEASONALLY ADJUSTED)



## LABOR FORCE DATA<sup>2</sup>

	Preliminary	Revised	Changes		% Change	
	Dec-23	Nov-23	Dec-22 <sup>3</sup>	OTM <sup>4</sup>	OTY <sup>4</sup>	
<b>Unemployment Rate</b>	2.3	2.0	2.4	0.3	-0.1	—
<b>Labor Force</b>	45,377	45,466	45,590	-89	-213	-0.2
<b>Unemployment</b>	1,065	898	1,090	167	-25	18.6
<b>Employment</b>	44,312	44,568	44,500	-256	-188	-0.6

## NON-FARM EMPLOYMENT<sup>5</sup>

BY PLACE OF WORK

<b>December Total Non-Farm</b>	<b>43,649</b>
OTM Change	62 (0.1%)
OTY Change	874 (2.0%)

<sup>1</sup> Grand Island MSA (Metropolitan Statistical Area) includes Hall, Hamilton, Howard & Merrick Counties in Nebraska

<sup>2</sup> Sources: Local Area Unemployment Statistics Program (LAUS), Nebraska Department of Labor; Bureau of Labor Statistics, US Department of Labor

<sup>3</sup> 2022 data have been benchmarked

<sup>4</sup> OTM: Over the Month OTY: Over the Year

<sup>5</sup> Sources: Current Employment Statistics Program (CES), Nebraska Department of Labor; Bureau of Labor Statistics, US Department of Labor

# LABOR AREA SUMMARY

December 2023

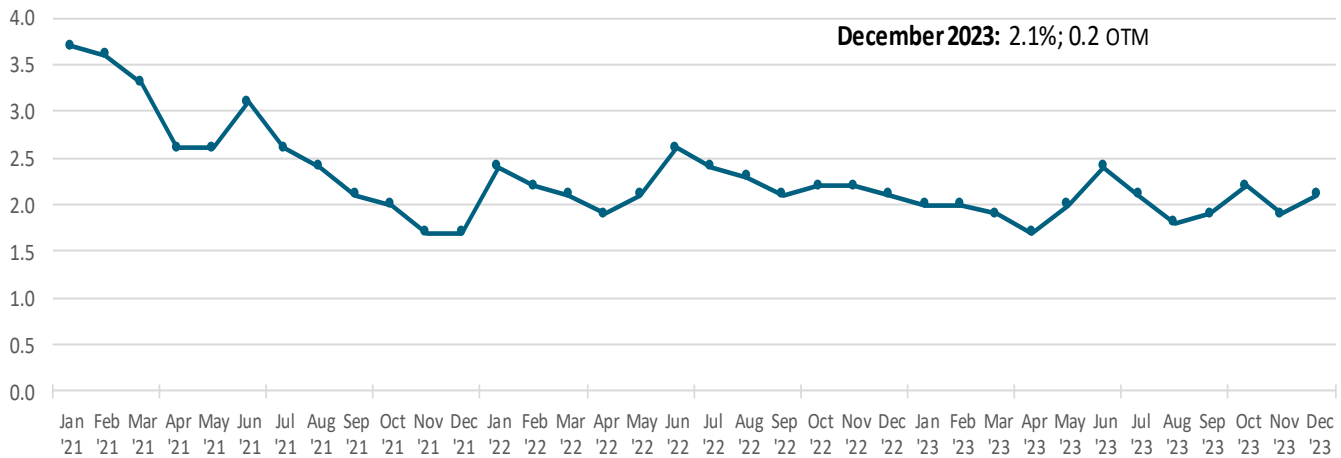
View historical data at [Neworks.nebraska.gov/laus](https://nworks.nebraska.gov/laus)

NEBRASKA

DEPARTMENT OF LABOR

## LINCOLN MSA<sup>1</sup> (NOT SEASONALLY ADJUSTED)

Unemployment Rate  
2021-2023



## LABOR FORCE DATA<sup>2</sup>

	Preliminary	Revised		Changes	% Change	
	Dec-23	Nov-23	Dec-22 <sup>3</sup>	OTM <sup>4</sup>	OTY <sup>4</sup>	OTM
<b>Unemployment Rate</b>	2.1	1.9	2.1	0.2	0.0	—
<b>Labor Force</b>	189,774	191,993	189,969	-2,219	-195	-1.2
<b>Unemployment</b>	3,900	3,684	4,066	216	-166	5.9
<b>Employment</b>	185,874	188,309	185,903	-2,435	-29	-1.3

## NON-FARM EMPLOYMENT<sup>5</sup> BY PLACE OF WORK

<b>December Total Non-Farm</b>	<b>195,774</b>	<b>Manufacturing</b>	<b>14,852</b>
OTM Change	-1,198 (-0.6%)	OTM Change	77 (0.5%)
OTY Change	3,823 (2.0%)	OTY Change	55 (0.4%)
<b>Largest OTM Increase (private)</b>		<b>Largest OTY Increase (private)</b>	
Trade, Transportation, & Utilities	350 (1.0%)	Private Education & Health Services	2,207 (7.3%)
Manufacturing	77 (0.5%)	Leisure & Hospitality	1,064 (5.9%)

<sup>1</sup> Lincoln MSA (Metropolitan Statistical Area) includes Lancaster and Seward Counties in Nebraska

<sup>2</sup> Sources: Local Area Unemployment Statistics Program (LAUS), Nebraska Department of Labor; Bureau of Labor Statistics, US Department of Labor

<sup>3</sup> 2022 data have been benchmarked

<sup>4</sup> OTM: Over the Month OTY: Over the Year

<sup>5</sup> Sources: Current Employment Statistics Program (CES), Nebraska Department of Labor; Bureau of Labor Statistics, US Department of Labor

# LABOR AREA SUMMARY

December 2023

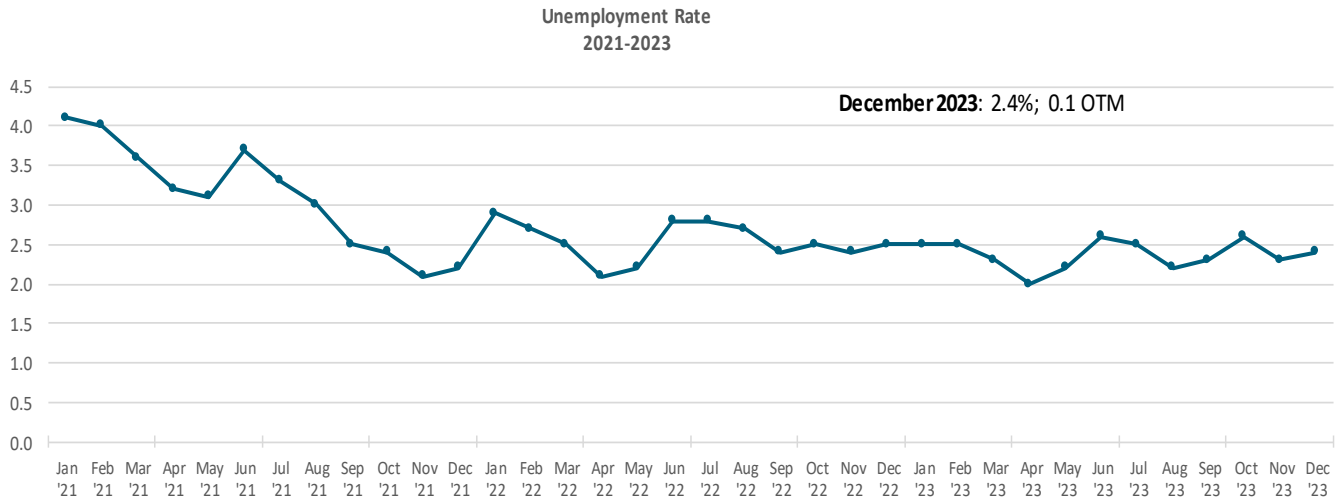
View historical data at [Neworks.nebraska.gov/laus](https://nworks.nebraska.gov/laus)



DEPARTMENT OF LABOR

## OMAHA MSA<sup>1</sup>

(NOT SEASONALLY ADJUSTED)



## LABOR FORCE DATA<sup>2</sup>

	Preliminary	Revised	Changes		% Change
	Dec-23	Nov-23	Dec-22 <sup>3</sup>	OTM <sup>4</sup>	OTY <sup>4</sup>
<b>Unemployment Rate</b>	2.4	2.3	2.5	0.1	-0.1
<b>Labor Force</b>	501,935	506,159	504,887	-4,224	-2,952
<b>Unemployment</b>	11,995	11,654	12,834	341	-839
<b>Employment</b>	489,940	494,505	492,053	-4,565	-2,113

## NON-FARM EMPLOYMENT<sup>5</sup> BY PLACE OF WORK

<b>December Total Non-Farm</b>	<b>512,298</b>	<b>Manufacturing</b>	<b>35,679</b>
OTM Change	-1,121 (-0.2%)	OTM Change	210 (0.6%)
OTY Change	7,587 (1.5%)	OTY Change	669 (1.9%)
<b>Largest OTM Increase (private)</b>		<b>Largest OTY Increase (private)</b>	
Trade, Transportation, & Utilities	1,487 (1.5%)	Private Education & Health Services	3,733 (4.5%)
Manufacturing	210 (0.6%)	Trade, Transportation, & Utilities	2,389 (2.5%)

<sup>1</sup> Omaha MSA (Metropolitan Statistical Area) includes Cass, Douglas, Sarpy, Saunders and Washington counties in Nebraska and Pottawattamie, Mills and Harrison counties in Iowa

<sup>2</sup> Sources: Local Area Unemployment Statistics Program (LAUS), Nebraska Department of Labor; Bureau of Labor Statistics, US Department of Labor

<sup>3</sup> 2022 data has been benchmarked

<sup>4</sup> OTM: Over the Month OTY: Over the Year

<sup>5</sup> Sources: Current Employment Statistics Program (CES), Nebraska Department of Labor; Bureau of Labor Statistics, US Department of Labor