

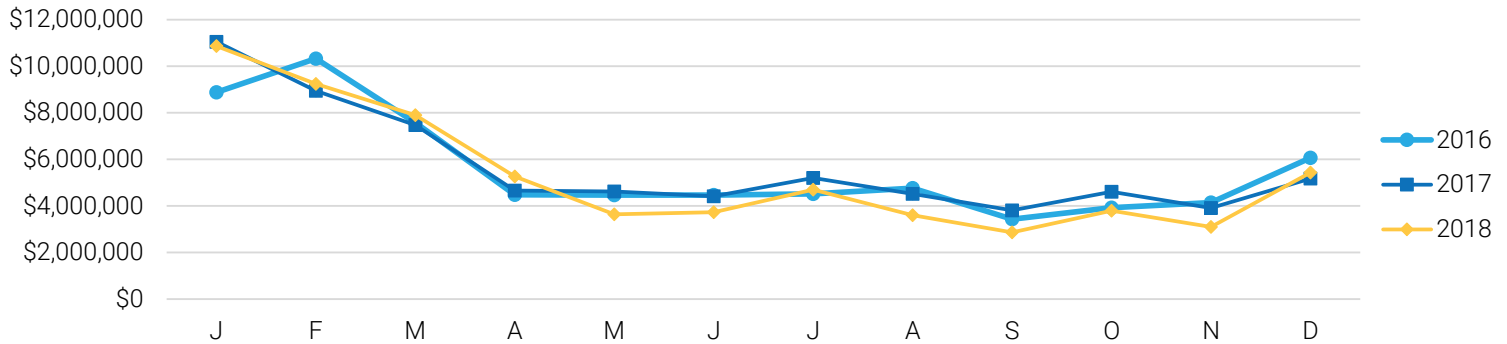
# NEBRASKA UNEMPLOYMENT IN BRIEF

December

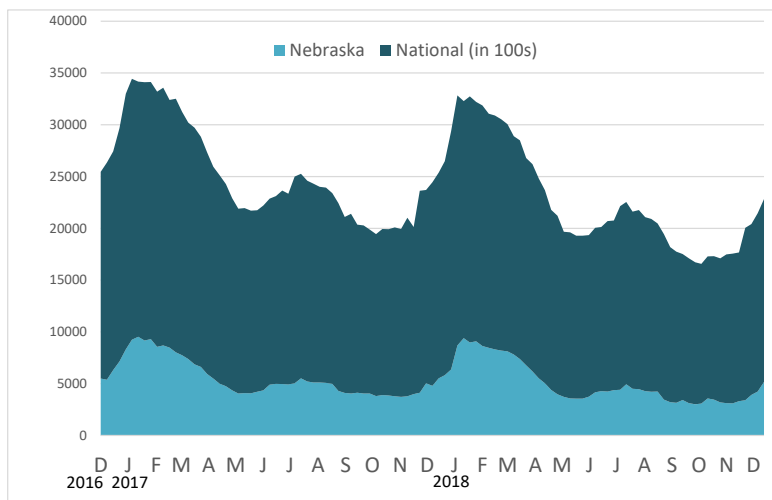
	2018/2017
Initial Claims	6,816/7,026
Weeks Claimed	26,332/27,163
Weeks Compensated	17,516/17,041
First Payments	1,875/1,899
Final Payments	356/362
Avg Weekly Payment	\$342.83/\$333.33

## Unemployment Insurance Benefits Paid in Nebraska

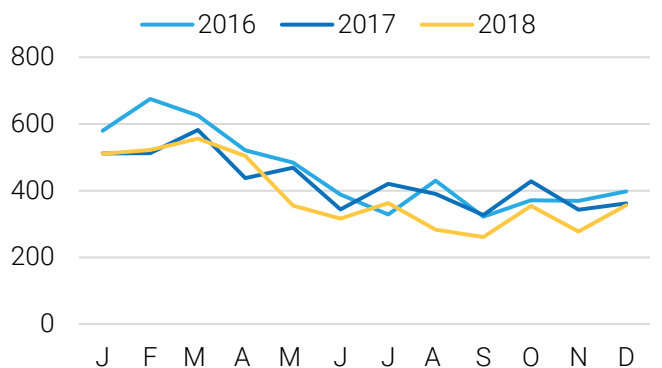
January 2016 - December 2018



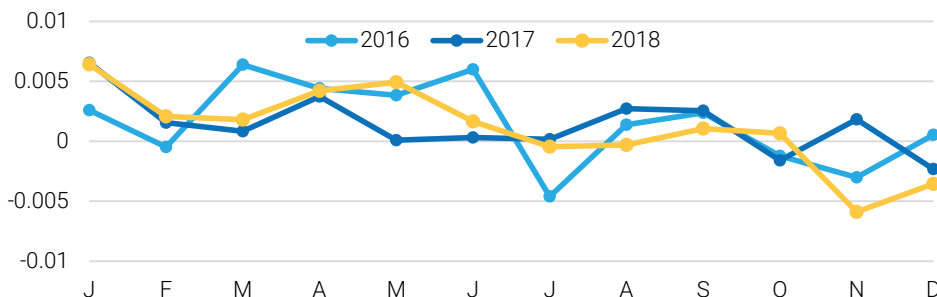
## Number of Benefit Weeks Claimed Nebraska vs National



## Individuals Exhausting Regular Unemployment Insurance Benefits in Nebraska



## Consumer Price Index (CPI) - Midwest Urban (non-seasonally adjusted otm% change)



**NEBRASKA**  
DEPARTMENT OF LABOR

The Nebraska Unemployment in Brief report is distributed monthly by Nebraska Department of Labor, Labor Market Information. Additional information can be provided upon request.

550 South 16th Street  
Lincoln, NE 68508  
402-471-2600

dol.nebraska.gov  
Email: LMI\_NE@nebraska.gov

RELEASED: January 18, 2019

# Unemployment Insurance Claims

Week ending December 22, 2018

	Month			Change from the Previous Month		Change from the Previous Year	
	18-Dec	18-Nov	17-Dec	Count	%	Count	%
<b>Total</b>	<b>5,177</b>	<b>3,122</b>	<b>5,518</b>	<b>2,055</b>	<b>65.82%</b>	<b>-341</b>	<b>-6.18%</b>
Agriculture, Forestry, Hunting	46	24	55	22	91.67%	-9	-16.36%
Mining	110	12	95	98	816.67%	15	15.31%
Utilities	16	15	11	1	6.67%	5	57.14%
Construction	1495	432	1336	1063	246.06%	159	11.90%
Manufacturing	483	331	480	152	45.92%	47	9.79%
Wholesale Trade	177	138	203	39	28.26%	0	0.00%
Retail Trade	361	315	388	46	14.60%	58	14.95%
Transportation & Warehouse	112	80	127	32	40.00%	5	3.94%
Information	85	86	104	-1	-1.16%	24	23.08%
Finance & Insurance	155	140	170	15	10.71%	-15	-8.82%
Real Estate	51	45	59	6	13.33%	21	35.59%
Professional & Technical	164	185	176	-21	-11.35%	28	15.91%
Management	37	37	48	0	0.00%	6	12.50%
Administration & Support	666	304	733	362	119.08%	14	1.91%
Educational Services	70	62	69	8	12.90%	25	36.23%
Health Care & Social Assist.	310	305	415	5	1.64%	108	26.02%
Arts & Entertainment	71	54	100	17	31.48%	5	5.00%
Accommodation & Food	165	147	193	18	12.24%	26	13.47%
Other Services	72	54	88	18	33.33%	5	5.68%
Public Administration	154	107	211	47	43.93%	23	10.90%
Unclassified	377	249	457	128	51.41%	-53	-11.60%

## Layoff and Closure Report for December 2018

Information provided is based on employer reporting and is subject to change. For the most current layoff and closure information, visit our website at [dol.nebraska.gov](http://dol.nebraska.gov).

COMPANY	LOCATION	EVENT TYPE	DATE	NUMBER AFFECTED
Shivers Sweets N Treats	Lincoln	Closure	12/2/2018	2
Capital One Financial	Lincoln	Layoff	12/7/2018	155
O'Connor's Irish Pub	Omaha	Closure	12/15/2018	3
201 Tanning & Spa	Beatrice	Closure	12/21/2018	2
CraftHouse	Lincoln	Closure	12/22/2018	NA
Shopko	Gordon	Closure	12/22/2018	12
Shopko	Ogallala	Closure	12/22/2018	16
Kearney Little Learners	Kearney	Closure	12/28/2018	23
Dr. Mausolf Ophthalmology	Lincoln	Closure	12/31/2018	7
Allstate Insurance	Lincoln	Layoff	12/31/2018	14
PaymentSpring-Nelnet	Omaha	Layoff	12/31/2018	30

NA - Data not available.