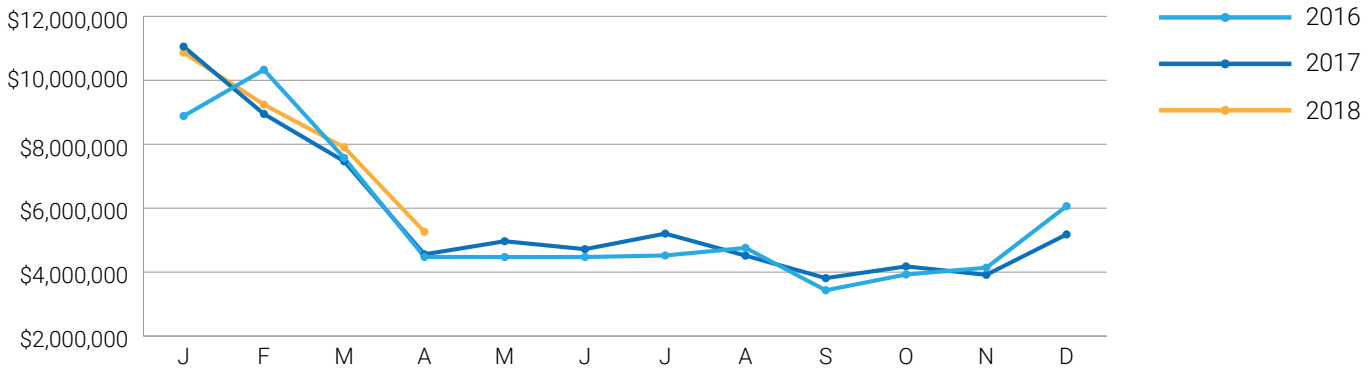


NEBRASKA UNEMPLOYMENT IN BRIEF

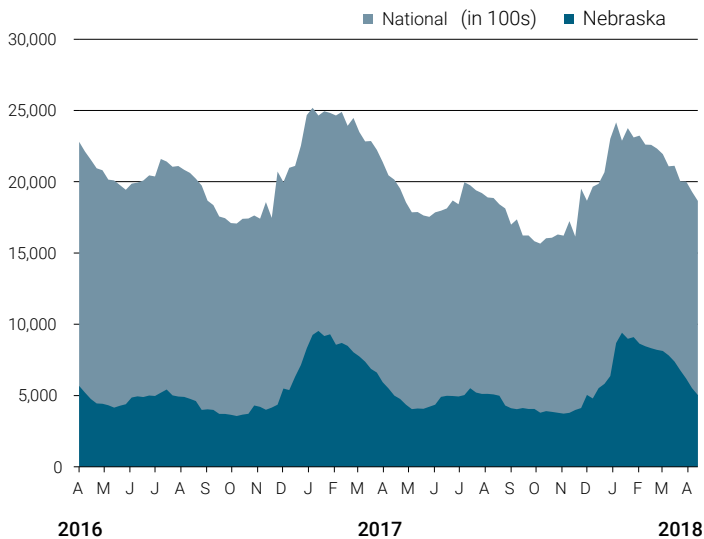
APRIL

	2018/2017
Initial Claims	2,480/3,020
Weeks Claimed	22,213/22,249
Weeks Compensated	16,695/15,144
First Payments	841/1,021
Final Payments	504/438
Avg Weekly Payment	\$341.23 / \$332.01

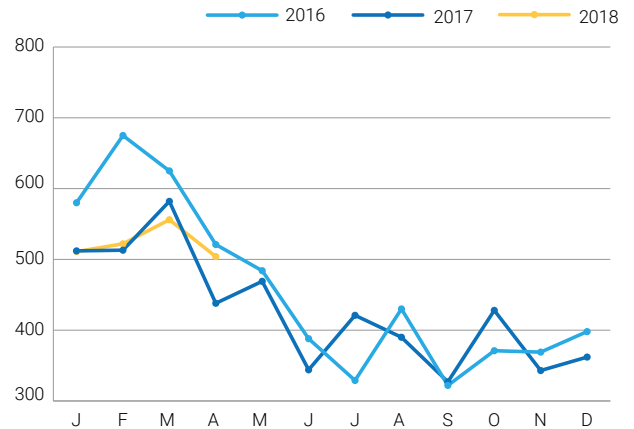
UNEMPLOYMENT INSURANCE BENEFITS PAID IN NEBRASKA JANUARY 2016 - APRIL 2018



NUMBER OF BENEFIT WEEKS CLAIMED NEBRASKA VS NATIONAL

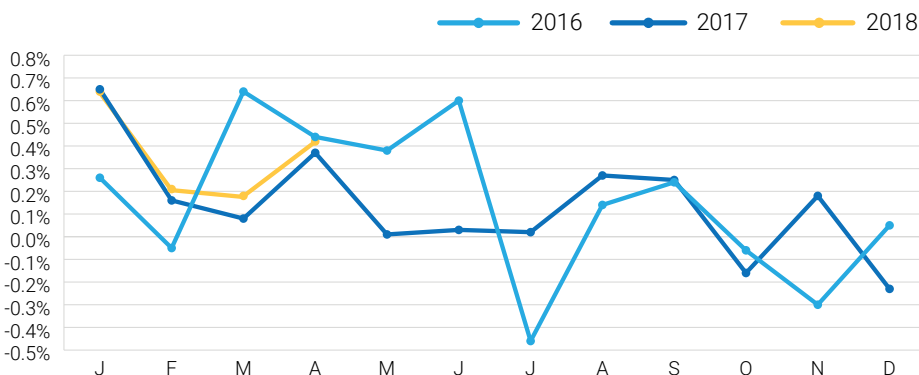


INDIVIDUALS EXHAUSTING REGULAR UNEMPLOYMENT INSURANCE BENEFITS IN NEBRASKA



CONSUMER PRICE INDEX (CPI) - MIDWEST URBAN

ALL ITEMS NON-SEASONALLY ADJUSTED OTM% CHANGE



NEBRASKA
DEPARTMENT OF LABOR

The Nebraska Unemployment in Brief report is distributed monthly by Nebraska Department of Labor, Labor Market Information. Additional information can be provided upon request.

550 South 16th Street
Lincoln, NE 68508
402-471-2600

dol.nebraska.gov
email: LMI_NE@nebraska.gov

RELEASED: May 18, 2018

UNEMPLOYMENT INSURANCE CLAIMS

WEEK ENDING APRIL 21, 2018

	Month			Change from the Previous Month		Change from the Previous Year	
	18-Apr	18-Mar	17-Apr	Count	%	Count	%
Total	4,170	6,407	4,488	-2,237	-34.91%	-318	-7.09%
Agriculture, Forestry, Hunting	46	59	42	-13	-22.03%	4	9.52%
Mining	48	135	29	-87	-64.44%	19	65.52%
Utilities	11	18	11	-7	-38.89%	0	0.00%
Construction	879	1,942	762	-1,063	-54.74%	117	15.35%
Manufacturing	439	592	702	-153	-25.84%	-263	-37.46%
Wholesale Trade	170	206	169	-36	-17.48%	1	0.59%
Retail Trade	345	397	382	-52	-13.10%	-37	-9.69%
Transportation & Warehouse	114	285	161	-171	-60.00%	-47	-29.19%
Information	91	104	100	-13	-12.50%	-9	-9.00%
Finance & Insurance	186	189	179	-3	-1.59%	7	3.91%
Real Estate	44	70	72	-26	-37.14%	-28	-38.89%
Professional & Technical	178	194	188	-16	-8.25%	-10	-5.32%
Management	39	23	40	16	69.57%	-1	-2.50%
Administration & Support	410	701	451	-291	-41.51%	-41	-9.09%
Educational Services	54	72	77	-18	-25.00%	-23	-29.87%
Health Care & Social Assist.	378	388	401	-10	-2.58%	-23	-5.74%
Arts & Entertainment	43	75	38	-32	-42.67%	5	13.16%
Accommodation & Food	163	205	185	-42	-20.49%	-22	-11.89%
Other Services	90	104	80	-14	-13.46%	10	12.50%
Public Administration	108	174	120	-66	-37.93%	-12	-10.00%
Unclassified	334	474	299	-140	-29.54%	35	11.71%

LAYOFF AND CLOSURE REPORT FOR APRIL 2018

Information provided is based on employer reporting and is subject to change. For the most current layoff and closure information, visit our website at dol.nebraska.gov.

COMPANY	LOCATION	EVENT TYPE	DATE	NUMBER AFFECTED
Great Plains Health	North Platte	Layoff	4/1/2018	7
Corelink Administrative Solutions	Omaha	Layoff	4/2/2018	14
Eagle Distributing	Norfolk	Layoff	4/2/2018	2
Election Systems & Software	Omaha	Layoff	4/2/2018	1
Direct Check	McCook	Closure	4/3/2018	NA*
PCT Livestock	St. Libory	Closure	4/4/2018	2
C&C Specialty Market	Beatrice	Closure	4/6/2018	3
Nebraska Transport Company	Gering	Layoff	4/20/2018	8
Chater Spectrum	Lincoln	Layoff	4/26/2018	55
Kearney County Health Services	Minden	Closure	4/29/2018	55

* NA: Not Available