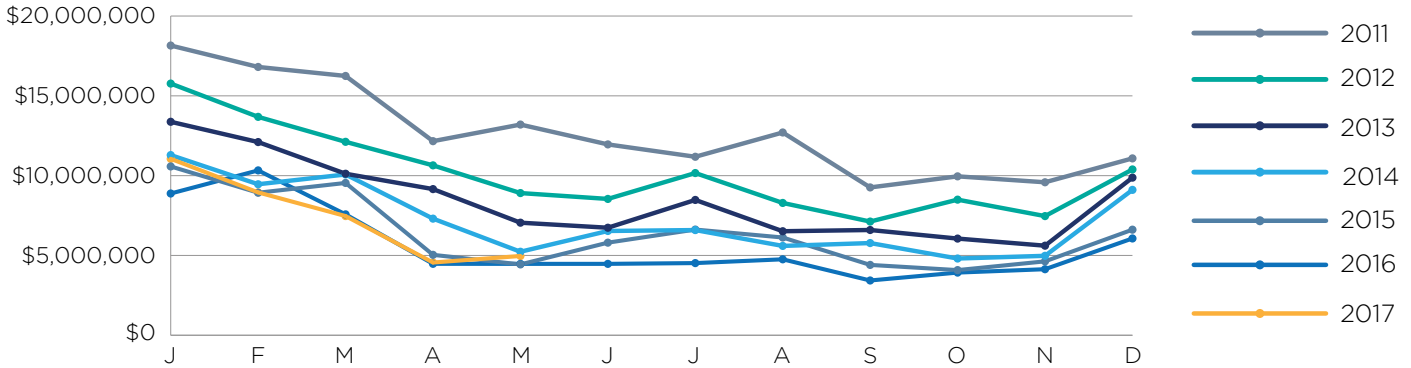


NEBRASKA UNEMPLOYMENT IN BRIEF

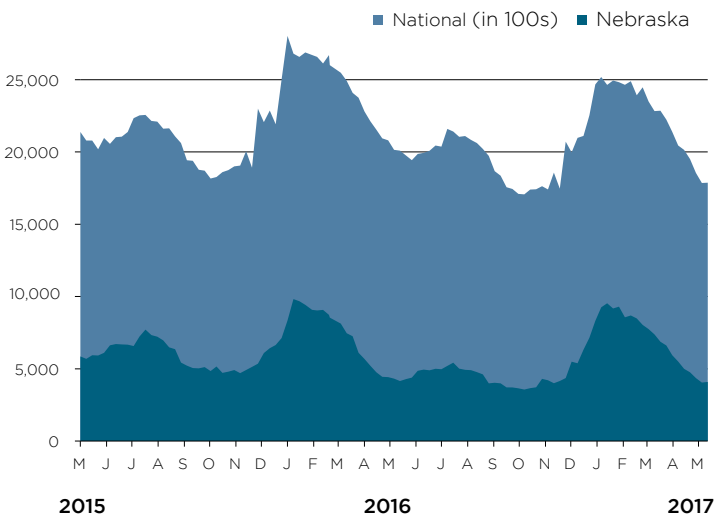
MAY

	2017/2016
Initial Claims	4,214/4,198
Weeks Claimed	19,187/21,174
Weeks Compensated	15,351/15,387
First Payments	1,193/1,195
Final Payments	469/484
Avg Weekly Payment	\$329.48/\$318.37

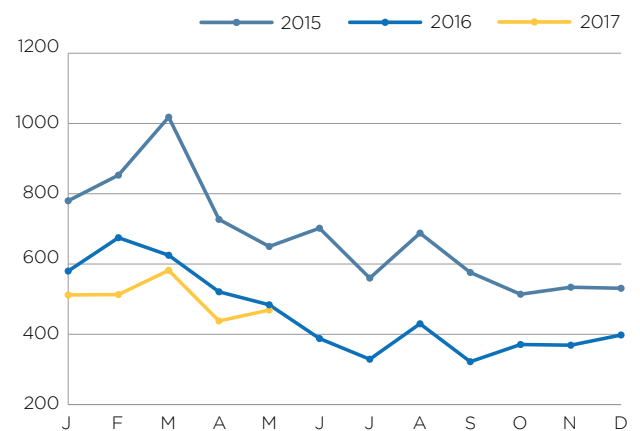
UNEMPLOYMENT INSURANCE BENEFITS PAID IN NEBRASKA JANUARY 2011 - MAY 2017



NUMBER OF BENEFIT WEEKS CLAIMED NEBRASKA VS NATIONAL

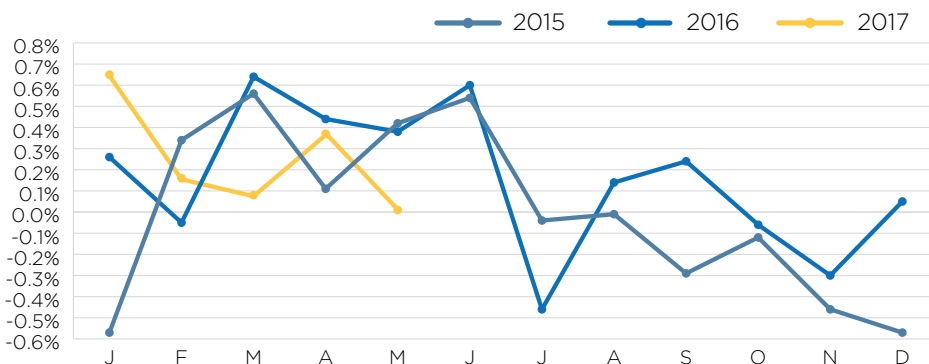


INDIVIDUALS EXHAUSTING REGULAR UNEMPLOYMENT INSURANCE BENEFITS IN NEBRASKA



CONSUMER PRICE INDEX (CPI) - MIDWEST URBAN

ALL ITEMS NON-SEASONALLY ADJUSTED OTM% CHANGE



NEBRASKA
DEPARTMENT OF LABOR

The Nebraska Unemployment in Brief report is distributed monthly by Nebraska Department of Labor, Labor Market Information. Additional information can be provided upon request.

550 South 16th Street
Lincoln, NE 68508
402-471-2600

dol.nebraska.gov
email: LMI_NE@nebraska.gov

RELEASED: June 16, 2017

UNEMPLOYMENT INSURANCE CLAIMS

WEEK ENDING MAY 20, 2017

	Month			Change from the Previous Month		Change from the Previous Year	
	17-May	17-Apr	16-May	Count	%	Count	%
Total	3,809	4,418	3,979	-609	-13.78%	-170	-4.27%
Agriculture, Forestry, Hunting	29	42	27	-13	-30.95%	2	7.41%
Mining	8	29	12	-21	-72.41%	-4	-33.33%
Utilities	12	11	4	1	9.09%	8	200.00%
Construction	461	762	543	-301	-39.50%	-82	-15.10%
Manufacturing	406	702	628	-296	-42.17%	-222	-35.35%
Wholesale Trade	169	169	172	0	0.00%	-3	-1.74%
Retail Trade	406	382	323	24	6.28%	83	25.70%
Transportation & Warehouse	115	161	139	-46	-28.57%	-24	-17.27%
Information	112	100	78	12	12.00%	34	43.59%
Finance & Insurance	189	179	197	10	5.59%	-8	-4.06%
Real Estate	49	72	51	-23	-31.94%	-2	-3.92%
Professional & Technical	200	188	180	12	6.38%	20	11.11%
Management	34	40	35	-6	-15.00%	-1	-2.86%
Administration & Support	369	451	395	-82	-18.18%	-26	-6.58%
Educational Services	77	77	82	0	0.00%	-5	-6.10%
Health Care & Social Assist.	413	401	350	12	2.99%	63	18.00%
Arts & Entertainment	47	38	30	9	23.68%	17	56.67%
Accommodation & Food	261	185	236	76	41.08%	25	10.59%
Other Services	81	80	76	1	1.25%	5	6.58%
Public Administration	96	120	89	-24	-20.00%	7	7.87%
Unclassified	275	229	332	46	20.09%	-57	-17.17%

Week Ending Date - Continued claims filed during the week containing the 19th of the month, which represents unemployment experienced during the week containing the 19th

Month - Claims are pulled for the week containing the 19th and are representative of the claims activity for the entire month

LAYOFF AND CLOSURE REPORT

TAKING PLACE ON OR AFTER MAY 1, 2017

The Rapid Response Program updates the layoff and closure report as applicable by means of employer reporting. All event dates reported are approximate and subject to change by the employer.

COMPANY	LOCATION	EVENT TYPE	DATE	NUMBER AFFECTED
Speak Out Scottsbluff	Scottsbluff	Closure	5/1/2017	4
TCBY*	Lincoln	Closure	5/22/2017	NA
Sunmart	North Platte (2 store locations)	Closure	5/31/2017	84
Dr. Leonard's Healthcare**	Lincoln	Closure	8/31/2017	150

* NA = Number affected not available **Layoffs occurring between May and August

Source: Rapid Response Program, Nebraska Department of Labor