

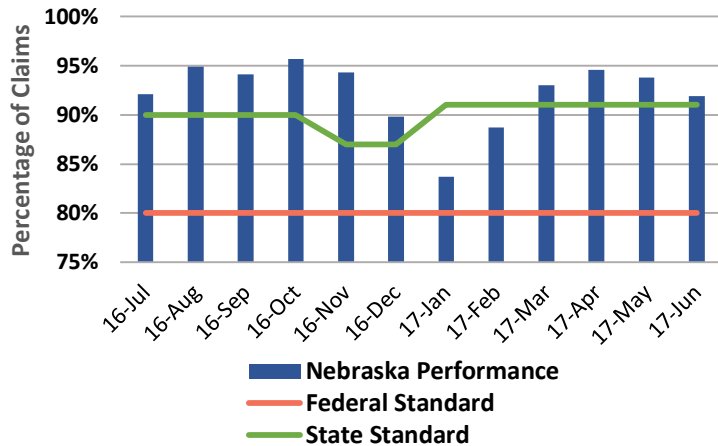


Department Of Labor – Monthly Report

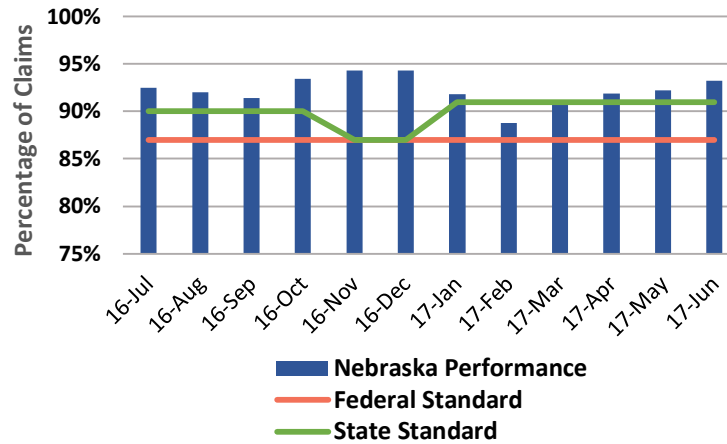
(June 2017)



Unemployment Insurance Eligibility Determination (21 Days)



Unemployment Insurance Timeliness of First Payment (21 Days)



Labor Force Participation Rates

(Age 16 & older)

	Nebraska	Nat'l Avg.	Nebraska Ranking
17-May	68.7%	62.7%	8
17-Apr	68.8%	62.9%	7
17-Mar	69.0%	63.0%	6
17-Feb	69.2%	63.0%	4
17-Jan	69.3%	62.9%	3
16-Dec	69.4%	62.9%	4
16-Nov	69.6%	62.6%	4
16-Oct	69.6%	62.8%	3
16-Sep	69.7%	62.8%	3
16-Aug	69.8%	62.8%	4
16-Jul	69.9%	62.8%	3
16-Jun	70.0%	62.7%	4

Source: Bureau of Labor Statistics, Local Area Unemployment Statistics, Data Seasonally Adjusted.

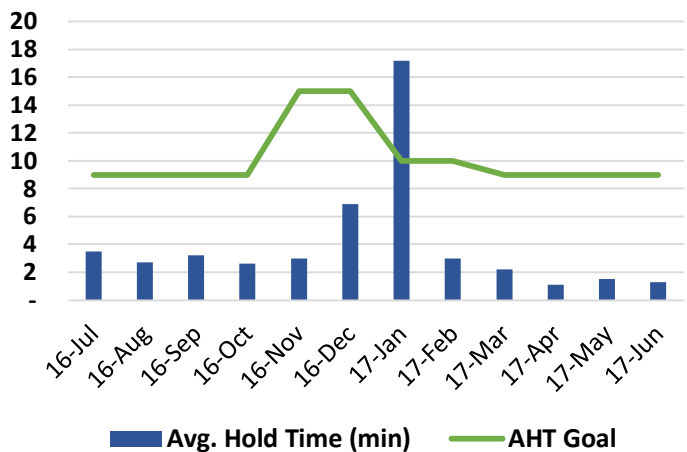
Labor Force Participation Five-Year Average, 2011 - 2015

(Age 16 - 64)

Nebraska	80.9%
United States	73.7%

Source: US Census Bureau, American Community Survey Five Year Estimate

Call Center Performance: Average Hold Time



Average Duration of Unemployment Insurance Claims

